

## Production Details

The TR7, revealed in January 1975 was totally different to any TR which had gone before - indeed many said that the car should not have borne the TR title since it appeared to be in no way related to its forerunners. From the original design of Sports 20 TR1 (designed by the team of Walter Belgrove and first seen at Earls Court in October 1952) to the TR6 'brick' there was a continuity of design.

## Chassis

The chassis altered gradually underneath each new body design. The mechanical changes were intertwined with uprated engines, but here was a totally new concept facing up to the challenges of the North American markets. The car was styled by Harris Mann of the Austin Morris division, mechanical design was entrusted to Charles Spencer ('Spen') King of Rover, a devout believer in a well located live rear axle (hence the apparently retrograde step from the independent rear suspension of the TR4A, TR5 and TR6).

## Bodywork

The bodywork consisted of a strong unitary construction bodyshell which gained extra rigidity from the roof (specified to deal with expected Federal roll over regulations due to be announced shortly after) and included strengthening pillars inside the doors to guard against injuries during broadside road accidents. Early prototypes of the Fury (an earlier design project) had proved that this construction would be sufficiently strong for use even without a roof; an important point for later production of the convertible models introduced in 1979 (USA) and 1980 (UK).

## Engine

The engine was an overhead cam, alloy head unit of 1998cc, inclined over at 45°, variations of which were being used in the Saab 99 (jointly developed by Saab), and the Dolomite 1850. It had also been used in an experimental Spitfire as far back as 1966. Compression ratio for Non Federal markets was 9.25:1, twin SU HS6 carburettors were fitted to produce 105bhp. Federal markets opted for Zenith Stromberg carburettors and lots of emission control which sadly dragged the power output down to 92bhp as well as increasing fuel consumption.

## Gearbox

The gearbox was originally a four speed unit - as used on the Marina and Spitfire, and was used in conjunction with a light duty rear axle and the Spitfire rear differential ratio of 3.63:1. Rear brakes fitted to the axle used 8" x 1.5" drums.

The optional five speed unit (becoming standard in 1978 when production of the TR7 & new TR8 moved to Coventry) used a stronger rear axle with a 3.9:1 differential ratio coupled to rear brake drums of 9" x 1.75". The '77mm box' (so called because of the spacing between the mainshaft and layshaft centres) was also used on the new Rover 3500, became well known as a reliable long lasting unit. Fourth gear was a direct drive with fifth an overdrive gear.

For competition use the early TR7's used the Dolomite Sprint gearbox with overdrive until 1976, when it was replaced by the Rover 3500 '77 mm' gearbox. Alongside the five speed box was an automatic transmission version using a 3.27:1 rear differential. The Borg Warner 65 type three speed unit had been available from 1975.

## Brakes

Although the rear brakes varied depending upon the axle used, the front brakes of the TR7 used only 9.7" discs (the TR8 used thicker discs of similar diameter with larger pads). The brake system incorporated a direct acting servo unit and had dual line hydraulics as standard.

## TR8 Production

Although some TR8's escaped from strike bound captivity via MG at Abingdon to the USA in 1979, the TR8 was introduced mainly to the USA in convertible form during 1980. It incorporated the Rover 3500cc V8 engine coupled to the five speed box and axle ratio of 3.08:1. The only major external differences were in the bonnet pressing and badging, plus an extra exhaust pipe!

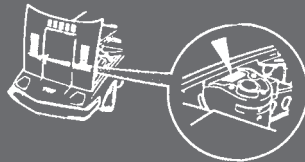
## TR7 Production

The TR7 was built in three different locations starting at the Speke plant in Liverpool (last car built: ACG44328). Production shifted to Canley in Coventry (first car built: TCG100000) in late 1978 after a crippling strike led to the closure of the Speke plant. Bodies were then produced by Pressed Steel Fisher. In 1980 production moved to the Rover plant at Solihull and continued there until the end of production in October 1981. For some time, the TR7 was produced concurrently at Canley and Solihull. TR8 was also built at all three factories (a handful of prototypes were built at Speke).

As a final point of interest it has often been said that build quality reached a pinnacle during the Canley years and, was at its worst during the Speke production period, a worthwhile point to remember when purchasing a TR7.

The commission number is located on the right hand front strut mounting.

ACG1 - & future to 1978  
TCG100001 - 200000, 1979 only  
VIN200001 - 402000, 1980 only  
VIN402001 - onwards, 1981 & future



The body number is located on the front panel above and to the left of the radiator cooling fan.

T1CG - onwards  
1CG - onwards



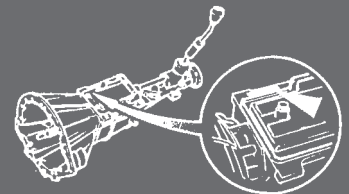
The engine number is located at the top of the cylinder block on the right hand side.

CG1 - onwards




The 4 speed gearbox number is on the top right hand side of the gearbox housing next to the top cover plate.

CG1 - onwards




The 5 speed gearbox number is on the left hand side at the front of the main gear case.

CL1 - onwards



The Automatic gearbox number is on the manufacturer's plate on the left hand side of the casing.

O27M1 - onwards (type 65)  
O76N1 - onwards (type 66)



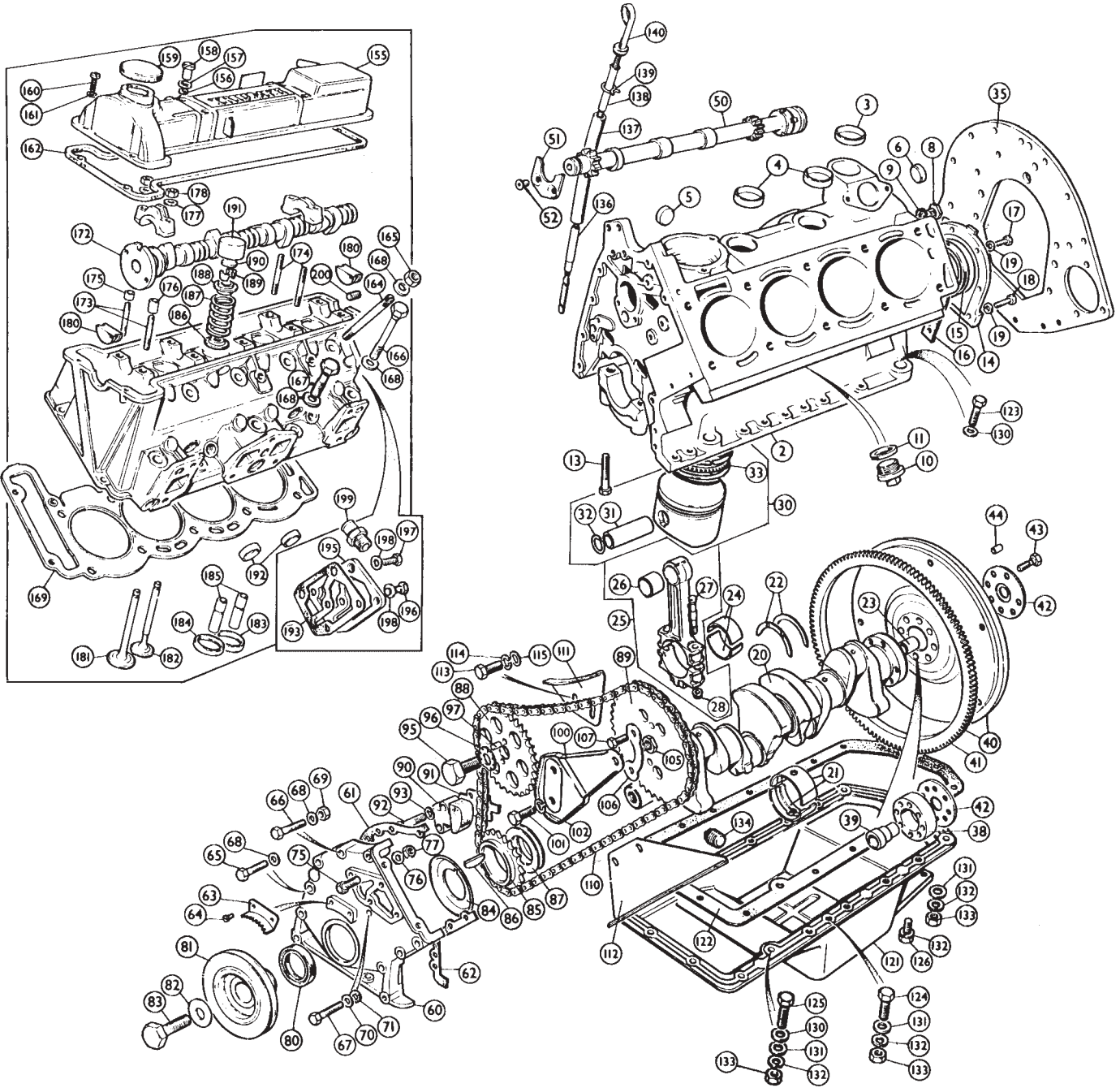
The rear axle number is located beneath the differential case.

CG1 - onwards (3.63:1 ratio; 4 speed manual)  
CH1 - onwards (3.9:1 ratio; 5 speed manual)  
CT1 - onwards (3.27:1 ratio; automatic)



Note: USA cars used a different range of commission numbers.

Engines for USA, Canada, Australia & Japan used different engine number prefixes.



**Short Engine**

ill	Part Number	Description	Req.	Details
	RTC2299E	ENGINE, short, recon, exchange	1	UK & Europe (9:25: 1 high CR)
	RTC2549N	ENGINE, short, recon, exchange	1	Europe (8-0:1 low CR)

(Short engines include block, crankshaft, con rods & pistons).

**Gasket Sets**

AJM1220	DECOKE SET	1	
AJM278	CONVERSION SET	1	(Does not include crankshaft oil seals).

**Cylinder Block**

2	RKC3481D	CYLINDER BLOCK, bare	1
3	144688	CORE PLUG, oil pump aperture	1
4	144648	CORE PLUG, water chest	2

5	144687	CORE PLUG, water chest, lower	1
6	153972	CORE PLUG, rear face	1
8	154561	BLANKING PLUG, rear face, oil gallery	1
9	ARH517	WASHER, fibre	1
10	129077	DRAIN PLUG, water	1
11	ARH517	WASHER, fibre	1
13	UKC1979	BOLT, main bearing caps	10
14	143149	REAR OIL SEAL HOUSING, with seal	1
15	143148	REAR OIL SEAL	1
16	143845	GASKET, housing	1
17	GHF117	SCREW, top 4 positions on housing	4
18	SH604071	SCREW, lower 2 positions on housing	2
19	GHF331	WASHER, locking	6
20	RKC514E*	CRANKSHAFT, reground, exchange	1

supplied with bare block

\*Note: Purchase bearings to suit when ordering crankshaft.

21	AEM5267	MAIN BEARING SET	1	contact Moss for sizes
22	AEW2182	THRUST WASHER SET	a/r	contact Moss for sizes

23	150763	SPIGOT BUSH, (for 4 speed)	1	To (e) CG8893
	UKC8154	SPIGOT BUSH, (for 5 speed)	1	From (e) CG8894
	156694	SPIGOT BUSH	1	automatic gearbox
24	AEB4490	CON ROD BEARING SET	1	contact Moss for sizes
25	157874	CONNECTING ROD ASSEMBLY	4	
26	157873	BUSH, small end	4	
27	146034	BOLT, connecting rod cap	8	
28	EAC5541A	NUT, connecting rod cap	8	
30	AE19985	PISTON	4	UK & Europe
	UKC8519	PISTON, set of 4	1	Alternative to Hepolite 19985
	AE19906	PISTON, set of 4	1	Low compression
		(Contact Moss for piston sizes).		Alternative to Hepolite 19906

Note: High compression engines with too high a C.R. (resulting from an over-skimmed head) may use low compression pistons or alternatively a thicker head gasket (part number TT10236), to reduce the compression ratio.

31	158071	GUDGEON PIN	4	
32	158632	CIRCLIP, gudgeon pin	8	
33	RA27466	RING SET, car set, (see price guide)	1	high & low
35	TKC895	BACKPLATE	1	manual models
38	UKC899	DISTANCE PIECE	1	
39	UKC6162	SPACER	1	automatic models
40	TKC411	FLYWHEEL & RING GEAR	1	manual models
	TKC413	DRIVE PLATE & RING GEAR	1	automatic models
41	214599	RING GEAR	1	all models
42	UKC998	LOCK TAB	1	manual models To (e) CG8893
	UKC1099	LOCK TAB	1	automatic models
43	UKC3044	BOLT, flywheel to crankshaft	8	manual models
	UKC6269	BOLT, drive plate attachment	1	automatic models
44	DP408	DOWEL, flywheel to clutch cover	3	
50	215207	IDLER SHAFT, (jackshaft)	1	
51	143139	RETAINING PLATE, idler shaft	1	
52	144281	SCREW, plate attachment	2	

### Timing Chain Cover & Components

60	UKC954	FRONT COVER	1	
61	145916	GASKET, cover to RH side of block	1	
62	144666	GASKET, cover to LH side of block	1	
63	UKC5446	DEGREE INDICATOR, ignition timing	1	
64	AB610031	SCREW	2	(Self tapping, degree indicator securing).
65	BH605211	BOLT, retaining front cover, 2 5/8"	2	
	BH605171	BOLT, retaining front cover, 2 1/8"	6	
66	BH605321	BOLT, retaining front cover, 4"	1	
67	BH605161	BOLT, retaining front cover, centre 2"	1	
68	GHF301	WASHER, plain	6	
69	GHF201	NUT	1	
70	WP129	WASHER, plain, centre bolt	1	
71	WF508	WASHER, fibre, centre bolt	1	
75	150581	SCREW, timing cover to cylinder head	2	
76	GHF301	WASHER, plain	2	
77	GHF201	NUT	2	
80	UKC3344	OIL SEAL, front	1	
81	TKC47	PULLLEY, crankshaft	1	
82	148168	WASHER	1	
83	156499	BOLT, pulley	1	
84	143311	DEFLECTOR	1	
85	143257	GEAR, crankshaft, simplex	1	
86	144948	KEY, crank to gear	1	
87	145275	SHIM, crankshaft gear adjustment	a/r	0.004"
	145276	SHIM, crankshaft gear adjustment	a/r	0.006"
88	144895	GEAR, idler shaft, simplex	1	
89	149789	GEAR, camshaft, simplex	1	
90	151089	TENSIONER ASSEMBLY	1	
91	151277	BACKING PLATE	1	
92	BH604101	BOLT, tensioner attachment	2	
93	GHF331	WASHER, locking	2	
95	148008	SCREW, gear attachment	1	
96	148009	LOCK TAB	1	
97	DP508	DOWEL, gear locating	1	
100	214930	SUPPORT BRACKET	1	
101	SH605051	SCREW, support bracket securing	2	
102	GHF332	WASHER, locking	2	
105	149788	SPACER, hexagonal, camshaft gear	1	
106	154161	LOCK TAB, camshaft gear	2	
107	SH604041	SCREW, cam gear attachment	2	
110	212958	TIMING CHAIN, simplex	1	
111	147907	GUIDE, timing chain, upper	1	
112	148115	GUIDE, timing chain, lower	1	
113	SH605051	SCREW, guide securing	4	
114	GHF332	WASHER, locking	4	
115	GHF301	WASHER, plain	4	

### Sump & Dipstick

121	RKC726	SUMP ASSEMBLY	1	
122	AJM555	GASKET, sump to block	1	
123	BH605131	BOLT, rear location, 1 5/8"	1	
124	BH605101	BOLT, front location, 1 1/4"	1	
125	GHF104	BOLT, front location, 1 1/2"	1	
126	GHF120	SCREW, sump to block, short	13	
	MA806	SCREW, sump to block, long	3	
130	WP129	WASHER, plain	2	above block
131	WP129	WASHER, plain	3	below block
132	GHF332	WASHER, locking	19	
133	GHF201	NUT	3	
134	114774	DRAIN PLUG, square tapered	1	
136	UKC4763	LOWER EXTENSION, fitted to block	1	
137	UKC4348	FLEXIBLE PIPE, dipstick retaining	1	
138	UKC4358	CONNECTOR, dipstick upper	1	
139	CC5009	CLIP, wire, pipe retaining	1	
140	TKC5515	DIPSTICK, flexible type	1	

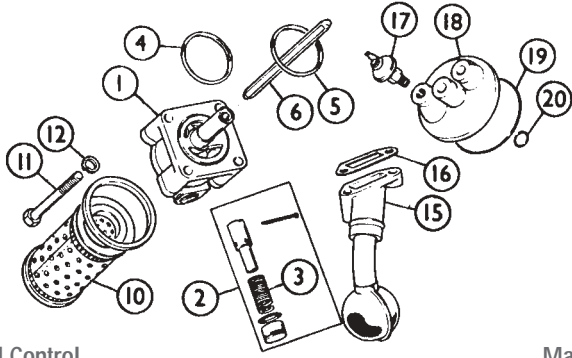
(Short (non-flexible) dipsticks were supposed to only have been fitted to USA market cars so are not listed here).

### Cylinder Head

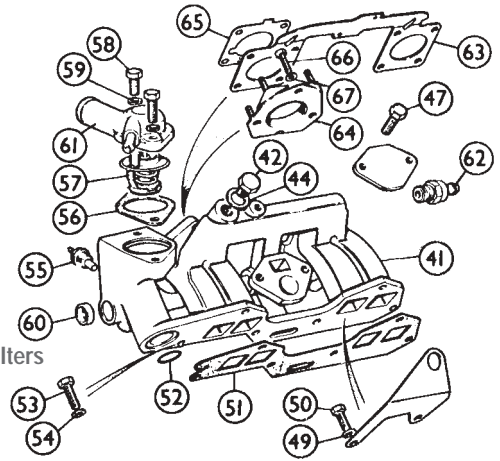
NI	TKC4522E	CYLINDER HEAD	1	
		(Rebuilt exchange heads include camshaft).		
NI	RTC2375	STUD & NUT KIT, cylinder head	1	
		(Includes studs & nuts to locate cylinder head).		
155	TKC2199	CAMSHAFT COVER ASSEMBLY	1	
156	148090	SEAL, attachment screws	4	
157	147738	RETAINER, attachment screw	4	
158	147737	SCREW, cam cover attachment	4	
159	GFE6015	CAP, oil filler	1	
160	PT755	SCREW, cam cover front attachment	2	
161	GHF331	WASHER, locking	2	
162	AJM447	GASKET, camshaft cover	1	
164	149080	STUD, cylinder head attachment	5	
165	UKC9954	NUT, cylinder head attachment	5	
166	UKC9871	BOLT, cylinder head attachment, long	3	
167	UKC9870	BOLT, cylinder head attachment, short	2	
168	UKC9786	WASHER, hardened, head attachment	10	
169	AJM3304	GASKET, cylinder head to block	1	standard thickness
	TT10236	GASKET, cylinder head to block	1	thick (+ 0-020")
172	214643	CAMSHAFT, new	1	
	214643E	CAMSHAFT, reprofiled, exchange	1	
173	148324	STUD, camshaft retaining,	6	short
174	148323	STUD, camshaft & cover retaining	4	long
175	148321	LOCATOR SLEEVE, short	5	
176	150323	LOCATOR SLEEVE, long	5	
177	WB108051	WASHER, plain, hardened	10	
178	GHF201	NUT	10	
180	144488	SEALING BLOCK	2	
		(Front & rear of head to cam cover).		
181	UKC181	INLET VALVE	4	
182	155524	EXHAUST VALVE	4	
183	UKC1856	SEAT, inlet valve	4	
184	150863	SEAT, exhaust valve	4	
185	142476	VALVE GUIDE, inlet & exhaust	8	
	TT1519	VALVE GUIDE, bronze, set of 8	1	
186	148885	LOWER SEAT, valve spring	8	
187	UKC1904	VALVE SPRING	8	
	TT1507	VALVE SPRING, set of 8	1	
188	148886	SPRING CAP, standard	8	
	UKC1902	SPRING CAP, uprated	8	
	TT1516	SPRING CAP, alloy	8	
189	106663	VALVE COTTER, pair	16	
190		VALVE PALLET (SHIM)**	a/r	

\*\*Note: The range of shims extends from 0.090" to 0.130" in increments of 0.001". See accessories catalogue for full details).

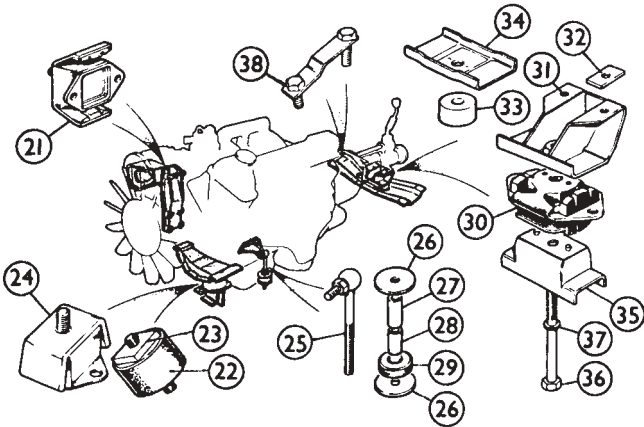
191	146594A	CAM FOLLOWER, standard diameter	8	
	146594010	CAM FOLLOWER, 0-010" oversize	a/r	
192	143867	CORE PLUG, bucket type	2	
193	UKC3195	GASKET, rear cover plate	1	
195	TKC1242	COVER PLATE,	1	
		(Rear of cylinder head, single water outlet).		
196	SH505061	SCREW, short	1	
197	SH505071	SCREW, long	4	
198	GHF301	WASHER, plain	5	
199	148394	ADAPTOR, heater pipe	1	
200	UKC3163	PLUG, oil gallery, rear of head	1	
	ULC1298	PLUG, oil gallery, rear of head	1	From (e) CG25001 On



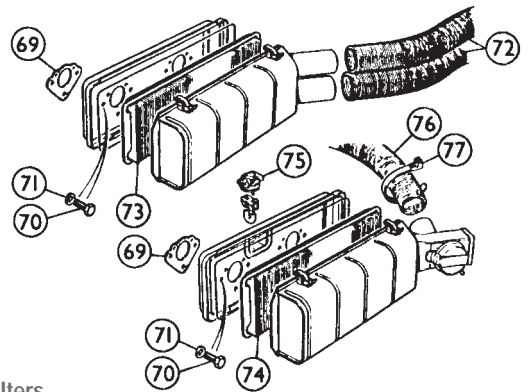
Oil Control



Manifold & Air Filters



Engine Mountings



Manifold & Air Filters

**Oil Control**

Ill	Part Number	Description	Req.	Details
1	GLP106	OIL PUMP ASSEMBLY	1	
2	RTC2157	PRESSURE RELIEF VALVE	1	
3	STR560	SPRING, uprated	1	
4	517721	OIL SEAL, body to end cap	1	
5	145861	O' RING, pump to body	1	
6	144764	DRIVE SHAFT	1	
10	GFE147	OIL FILTER	1	
11	BH605171	BOLT, retaining oil pump	4	
12	GHF332	WASHER, locking	4	
15	156859	PIPE, oil pick-up	1	
16	147458B	GASKET, oil pick-up pipe	1	
17	GPS117	OIL PRESSURE SWITCH	1	
18	214020	TOP PLATE, oil transfer	1	
	TT1565A	TAKE OFF PLATE	1	for accessory oil cooler
19	144958	O' RING, outer	1	
20	144959	SEALING RING, inner	1	

Note: See accessories catalogue for our range of oil cooler radiators & kits.

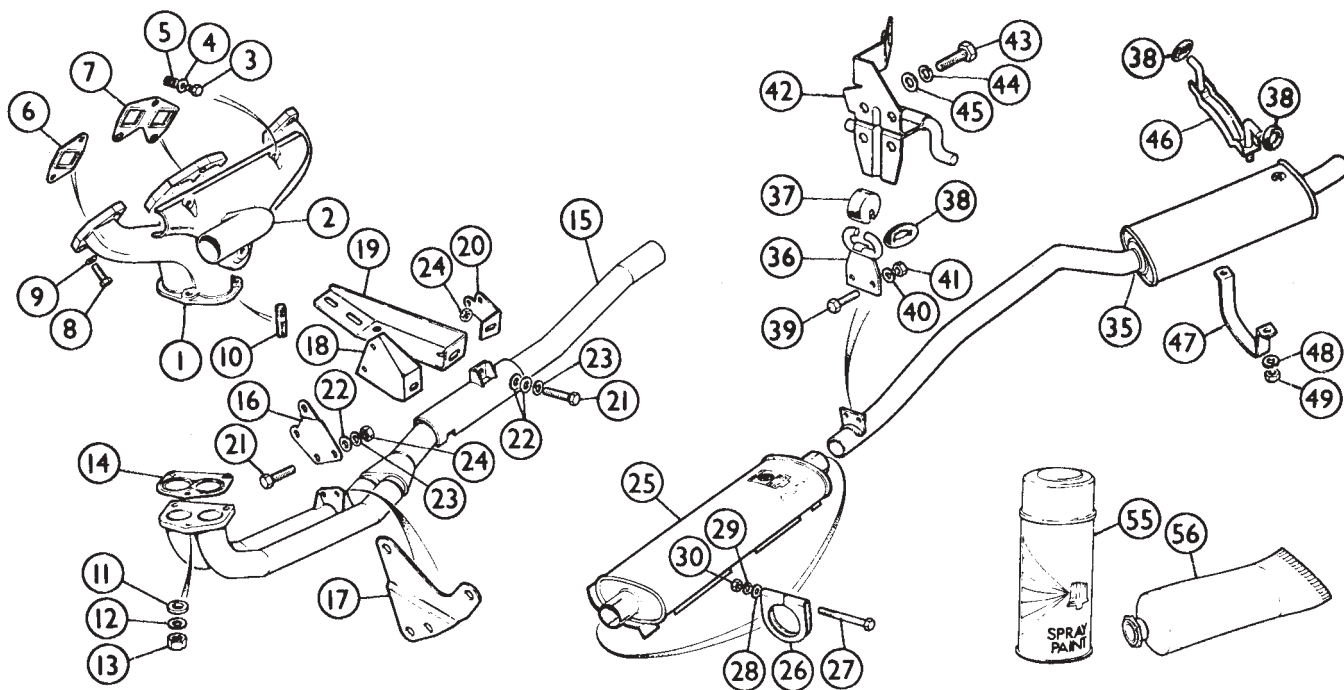
**Engine Mountings**

21	UKC6710	FRONT ENGINE MOUNTING, RH	1	
22	UKC3325	FRONT ENGINE MOUNTING, LH	1	
23	UKC5954	PACKING PIECE	1	To (e) CG430
24	UKC6710	FRONT ENGINE MOUNTING, LH	1	From (e) CG431
25	UKC3789	ENGINE STEADY LINK	1	
26	WM810	WASHER, plain	2	
27	UKC5978	TUBE, spacing	1	To (e) CG430
28	UKC5977	TUBE, spacing	1	
29	UKC4043	RUBBER MOUNTING	2	
30	TKC1044	GEARBOX MOUNTING	1	
31	UKC1187	BRACKET, gearbox to mounting	1	4 speed
	UKC1757	BRACKET, gearbox to mounting	1	automatic
32	UKC6087	SPACER	2	4 speed & automatic
33	UKC1744	SPACER	1	
	UKC7925	SPACER, short, alternative, fit in pairs	2	5 speed
34	UKC1743	RESTRICTOR PLATE, upper	1	
35	UKC2209	RESTRICTOR PLATE, lower	1	
36	BH112111	BOLT, gearbox mounting	1	4 speed & automatic
	BH112181	BOLT, gearbox mounting	1	5 speed

37	WL112001	WASHER, locking	1	
38	UKC4343	STUD PLATE, crossmember attaching	2	

**Manifold & Air Filters**

41	UKC1636	INLET MANIFOLD	1	
42	122132	BLANKING PLUG	1	
44	WF513	WASHER, fibre	1	
47	SH505051	SCREW	2	
49	GHF301	WASHER, plain	6	
50	SH505091	SCREW	2	Lifting bracket & manifold attachment
51	AJM679	GASKET	1	
52	TRS2024	O' RING	1	
53	GHF163	SCREW, manifold attachment	4	
54	GHF301	WASHER, plain	4	
55	GTR108	TEMPERATURE TRANSMITTER	1	
56	115467	GASKET, thermostat	1	
57	GTS108	THERMOSTAT, 88°C (standard)	1	alternatives
	GTS101	THERMOSTAT, 82°C (summer)	1	
58	GHF163	SCREW	2	All ACG commission nos.
	SH505101	SCREW, LH	1	All TCG commission nos.
	GHF163	SCREW, RH	1	and VIN nos.
59	GHF332	WASHER, locking	2	
60	138380	PLUG	1	
61	UKC6916	THERMOSTAT HOUSING	1	expansion bottle models
	ULC2000	THERMOSTAT HOUSING	1	LH fix header tank models
	ULC2111	THERMOSTAT HOUSING	1	RH fix header tank models
62	ADU1402	ONE WAY VALVE	1	
63	TKC1718	SUPPORT PLATE	1	
64	TKC1338	FLEXIBLE MOUNTING, carburettor	2	
65	159871	GASKET, carburettor	2	
66	SH505051	SCREW	6	
67	GHF332	WASHER, locking	6	
69	112892	GASKET, filter box	2	
70	SH505051	SCREW	6	
71	GHF332	WASHER, locking	6	
72	614347	AIR TUBE	2	
73	GFE1040	AIR FILTER, 'twin inlet pipe' air box	1	To VIN200526
74	GFE1095	AIR FILTER, 'single inlet pipe' air box	1	From VIN200527
75	AEU1307	SENSOR UNIT	1	1977-0n approx.
76	TKC1106	HOT AIR DUCT	1	
77	GHF1268	HOT AIR DUCT TIE	1	



### Exhaust Components

Part Number	Description	Req.	Details
1	RKC72 EXHAUST MANIFOLD	1	
2	TKC1105 HOT AIR DUCT	1	
NI	TT1500FK STUD & NUT KIT	1	also includes gaskets
3	SH605031 SCREW, duct to manifold	3	
4	GHF301 WASHER, plain	3	
5	UKC2330 COIL, insert	3	
6	AJM698 GASKET, manifold to head, single	2	
7	AJM697 GASKET, manifold to head, twin	1	
(Gaskets are not used on non USA cars, unless sealing problems are encountered).			
8	GHF165 BOLT, manifold to head	7	
9	GHF333 WASHER, locking	7	
10	TD110061 STUD, manifold to down pipe	3	
11	GHF302 WASHER, plain	3	
12	GHF383 WASHER, locking	3	
13	UKC4212 NUT, down pipe to manifold	3	
14	GEG749 GASKET, manifold to down pipe	1	
15	GEX1599 DOWN PIPE	1	
16	UKC3405 BRACKET, downpipe	1	manual models to mid 1977 approx.
UKC6885	BRACKET, downpipe	1	
17	UKC5174 BRACKET, downpipe	1	automatics
18	UKC1945 SUPPORT BRACKET	1	four speed model
19	UKC2499 SUPPORT BRACKET	1	five speed model
20	UKC2498 SUPPORT BRACKET	1	automatics
21	SH108161 SCREW	3	
22	GHF301 WASHER, plain	4	
23	GHF382 WASHER, locking	3	
24	GHF201 NUT	3	
25	GEX3550 SILENCER, centre	1	
26	GEX9008 CLAMP, centre pipe	2	
27	SH108701 BOLT, clamp securing	1	
28	GHF301 WASHER, plain	1	
29	GHF382 WASHER, locking	1	
30	GHF213 NUT	1	
35	GEX3673 SILENCER, rear	1	
36	UKC2404 SUPPORT BRACKET	1	

37	GEX7479 BUFFER, rear silencer mounting	1
38	GEX7487 RING, rubber, rear silencer mounting	4
39	SH108161 SCREW, rear silencer to support bracket	2
40	GHF382 WASHER, locking	2
41	GHF213 NUT	2
42	YKC957 MOUNTING BRACKET	1
43	SH108201 SCREW, bracket to body	4
44	GHF382 WASHER, locking	4
45	GHF301 WASHER, plain	4
46	UKC5048 MOUNTING PLATE, upper	1
47	UKC5050 BRACKET, rear silencer	1
48	GHF382 WASHER, locking	2
49	GHF213 NUT, bracket to plate	2

### Exhaust System (Stainless Steel)

FSTR7	EXHAUST SYSTEM, stainless steel	1
-------	---------------------------------	---

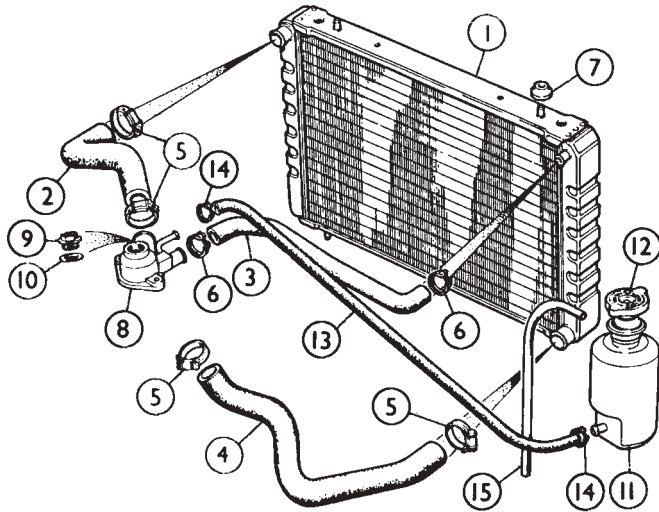
Note: As well as the original exhaust components manufactured in mild steel, we supply a stainless steel exhaust that uses all the original fittings. If you hate dismantling exhaust systems then bear in mind that once a stainless system is fitted, you may never need to do the job again.

### Exhaust Consumables

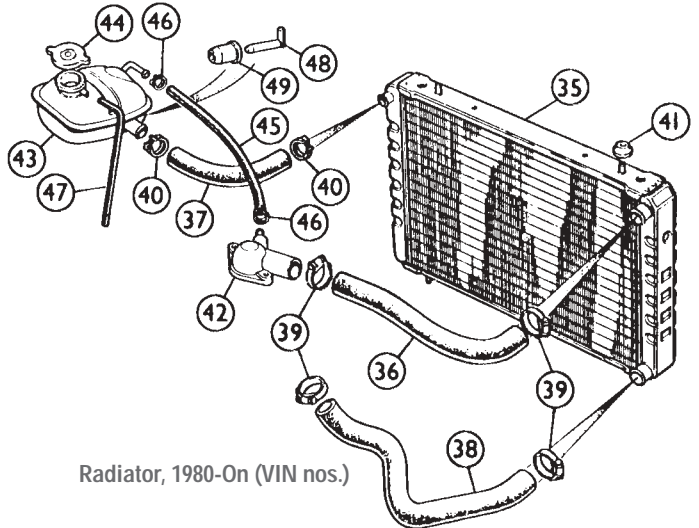
55	MRD1204 EXHAUST PAINT, sophisticated black	a/r	} high temperature
	MRD1205 EXHAUST PAINT, subtle silver grey	a/r	
	MRD1206 EXHAUST PAINT, loud red	a/r	
56	GAC2054 EXHAUST PASTE, for assembly	a/r	

### Exhaust Paint and the Minor from Clapham

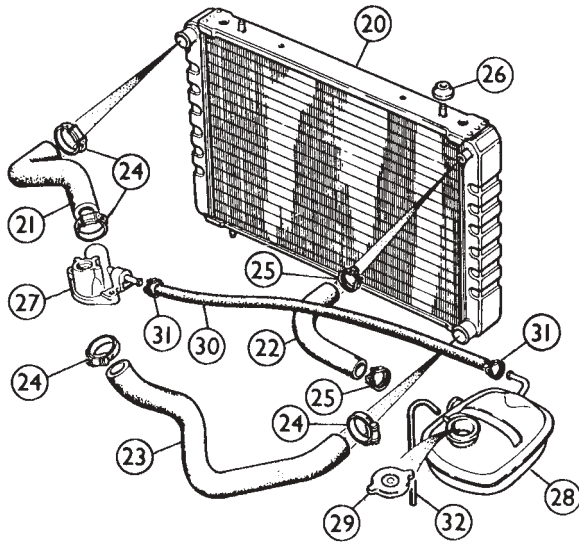
A curious story came to my attention a little while back. I had been discussing the problem of rusty exhausts with a colleague and, in particular how I understood that they always rusted out from the inside, due to the water produced within the engine. My colleague suggested that, although the build up of coke sealed the metal against the damaging affect of condensation, most of the damage came from the outside - as the exhaust pipes became hot, the protective coating was inevitably burnt away revealing bare metal ripe for the rusting process! Years before he had taken over the ownership of his mother's Morris Minor, one of his first jobs after gaining the car keys was to install a new exhaust system (the old one having turned into a colander). He owned the car for many years covering thousands of miles, and every six months or so he put the car on a ramp, brushed off the rust and sprayed the exhaust with silver exhaust paint. When he finally came to sell the car a somewhat loud gentleman from south London looked under the car during its ritual examination, poked the exhaust in all the likely places with a screwdriver and said in his broad south London accent: "Well that's alright mate, least its got a new exhaust!" When my colleague saw the Morris being driven around Clapham nine months later, the now rusty and untreated six year old exhaust (which had previously looked like new) was just beginning to drag alarmingly along the tarmac. The moral of the story is, if you don't want a stainless system because you prefer the altogether nicer sound of a mild steel exhaust buy some paint and a wire brush, and don't buy a Morris Minor from Clapham.



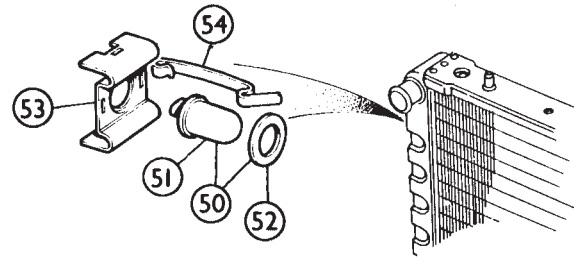
Radiators, 1975-78 (ACG commission nos.)



Radiator, 1980-On (VIN nos.)



Radiator, 1979 Only (TCG commission nos.)



Radiator, 1980-On (VIN nos.)

## Radiators

### 1975-78 (ACG commission nos.)

Ill	Part Number	Description	Req.	Details
1	RKC450R	RADIATOR, reconditioned, exchange	1	non air conditioning
	RKC137R*	RADIATOR, reconditioned, exchange	1	air conditioning
2	GRH523	TOP HOSE, LH	1	
3	RKC575	TOP HOSE, RH	1	
4	GRH524	BOTTOM HOSE	1	
5	GHC913	CLIP, LH top hose and bottom hose	4	
6	CS4020	CLIP, RH top hose	2	
7	UKC2225	RUBBER MOUNTING, radiator	4	
8	UKC4926	THERMOSTAT COVER, water elbow	1	To engine CG77
	UKC6916	THERMOSTAT COVER, water elbow	1	From engine CG78
9	ARA2634	PLUG, system filling	1	
10	607025A	SEAL, plug	1	
11	TKC1887	OVERFLOW BOTTLE	1	
12	GRC110	CAP, overflow bottle	1	
13	GRH826	HOSE, bottle to thermostat cover	1	
14	CS4012	CLIP, hose	2	
15	GRH1005M	HOSE, bottle to atmosphere	1	

### 1979 Only (TCG commission nos.)

20	RKC137R*	RADIATOR, reconditioned, exchange	1	
21	GRH523	TOP HOSE	1	
22	GRH661	HOSE, radiator to expansion tank	1	
23	GRH524	BOTTOM HOSE	1	
24	GHC913	CLIP, top and bottom hose	4	
25	CS4020	CLIP, radiator to tank hose	2	
26	UKC2225	RUBBER MOUNTING, radiator	4	

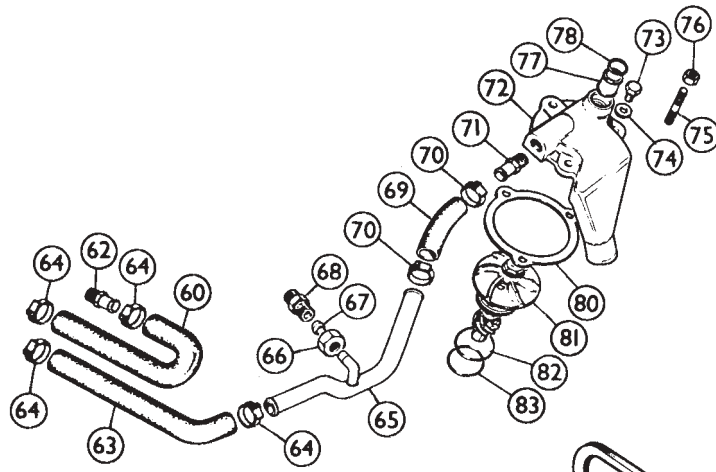
27	ULC2000	THERMOSTAT COVER, water elbow	1
28	RKC4466	EXPANSION TANK	1
29	GRC110	CAP, expansion tank	1
30	157388	HOSE, tank to thermostat cover	1
31	CS4012	CLIP, hose	2
32	ULC2122	HOSE, tank to atmosphere	1

### 1980-On (VIN nos.)

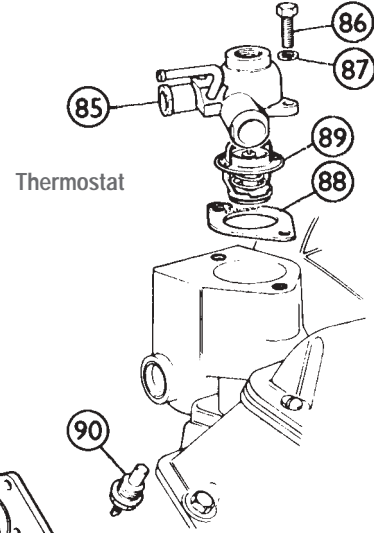
35	PKC1359R*	RADIATOR, reconditioned, exchange	1
36	GRH664	TOP HOSE	1
37	GRH661	HOSE, radiator to expansion tank	1
38	GRH524	BOTTOM HOSE	1
39	GHC913	CLIP, top and bottom hose	4
40	CS4020	CLIP, radiator to tank hose	2
41	UKC2225	RUBBER MOUNTING, radiator	4
42	ULC2111	THERMOSTAT COVER, water elbow	1
43	RKC4509	EXPANSION TANK	1
44	GRC110	CAP, expansion tank	1
45	ULC2641	HOSE, tank to thermostat cover	1
46	CS4012	CLIP, hose	2
47	ULC2122	HOSE, tank to atmosphere	1
48	C43222A	PROBE, low water level warning	1
49	C43221A	BUSH, probe to tank	1
50	RTC2558	SWITCH KIT, (contains items 50, 51)	1
51	URP1126	THERMAL SWITCH, condenser fan	1
52	URP1027	SEAL, switch	1
53	ARH2532	CLAMP	1
54	ARH2531	CLIP	2

All models. Operational on Air Conditioned cars only

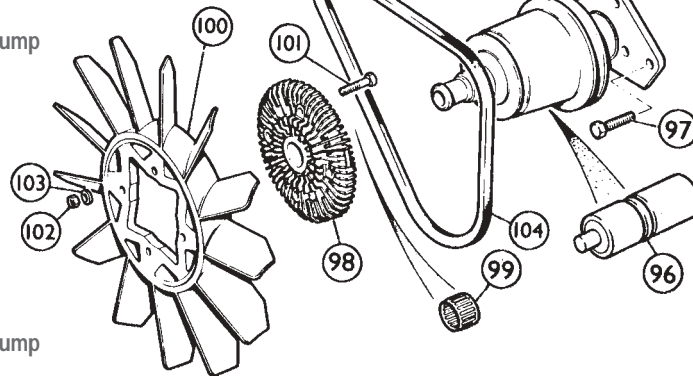
\*Note: The RKC137 and PKC1359 radiators were fitted to both air conditioned and non-air conditioned TR7s, even though they always have a hole to take the air conditioning fan switch. Thus non air conditioned cars still require the switch, simply to plug the radiator.



Heater Pipes and Water Pump



Thermostat



Heater Pipes and Water Pump

### Heater Pipes & Water Pump

Ill	Part Number	Description	Req.	Details
60	UKC6775	HOSE, heater feed	1	
62	148394	ADAPTOR, cylinder head to feed hose	1	
63	UKC3895	HOSE, heater return	1	
64	CS4020	CLIP, heater hoses	4	
65	TKC1241	PIPE, heater return	1	
66	153199	TUBE NUT, female	1	
67	TL11	OLIVE	1	
68	153198	ADAPTOR, male/male	1	return pipe to inlet manifold
69	UKC4457	HOSE, return pipe to water pump	1	
70	CS4022	CLIP, hose	2	
71	UKC1802	ADAPTOR, hose to water pump	1	
72	RKC395	COVER, 6 vane water pump	1	To engine CG20125
	PKC437	COVER, 12 vane water pump	1	From engine CG20126 On
	RKC2850	COVER, 12 vane water pump	1	USA spec. alternative*

\*Note: RKC2850 may be used as an alternative pump cover, as long as the bypass exit on the inlet manifold is sealed with a plug (2K8158).

RKC3188 COVER, 12 vane water pump 1 USA spec alternative\*\*

\*\*Note: RKC3188 may be used as an alternative pump cover as long as the bypass exit on the inlet manifold is sealed with a plug (2K8158). With this cover the hose adaptor, illustration number 71, is not required.

73	SH605061	SCREW, pump cover to block	3	To engine CG33140
74	GHF301	WASHER, plain	3	
75	FHS2511	STUD, pump cover to block	3	From engine CG33141
76	GHF201	NUT	3	
77	UKC2538	PIPE, bypass, manifold to pump	1	
78	TRS1114	O' RING, sealing	2	
80	145017	GASKET, water pump, 0.010" thick	a/r	alternatives
	149852	GASKET, water pump, 0.020" thick	a/r	
	149853	GASKET, water pump, 0.030" thick	a/r	
81	GWP207	WATER PUMP, 6 vane	1	To engine CG20125
	GWP206	WATER PUMP, 12 vane	1	From engine CG20126

Note: See item 72 for the correct water pump cover, these components cannot be interchanged. Since the 12 vane pump is a vast improvement over the earlier design, it is recommended, if you can purchase an appropriate cover to go with it, to convert an earlier engine to a 12 vane pump.

82	148170	O' RING, upper	1
83	148169	O' RING, lower	1

### Refilling & Bleeding Expansion Tank Cooling Systems

Be sure the expansion tank is half-full, set the heater control to HOT and fill the system through the thermostat housing to the bottom of the threads (using the correct anti-freeze solution). Refit the 'thermostat' housing filler plug without over tightening. Remove the expansion tank pressure cap & run the engine for three minutes at approximately 1200 revs per minute before stopping the engine. Refit the pressure cap and again remove the thermostat housing filler plug. Squeeze the hose linking the housing and radiator to expel any trapped air in the hose. Top up to the bottom of the filler plug threads in the thermostat housing. Refit the filler plug using a new sealing washer if necessary. Do not over-tighten. Finally re-check the expansion tank coolant level, and top up to half full if necessary.

### Thermostat

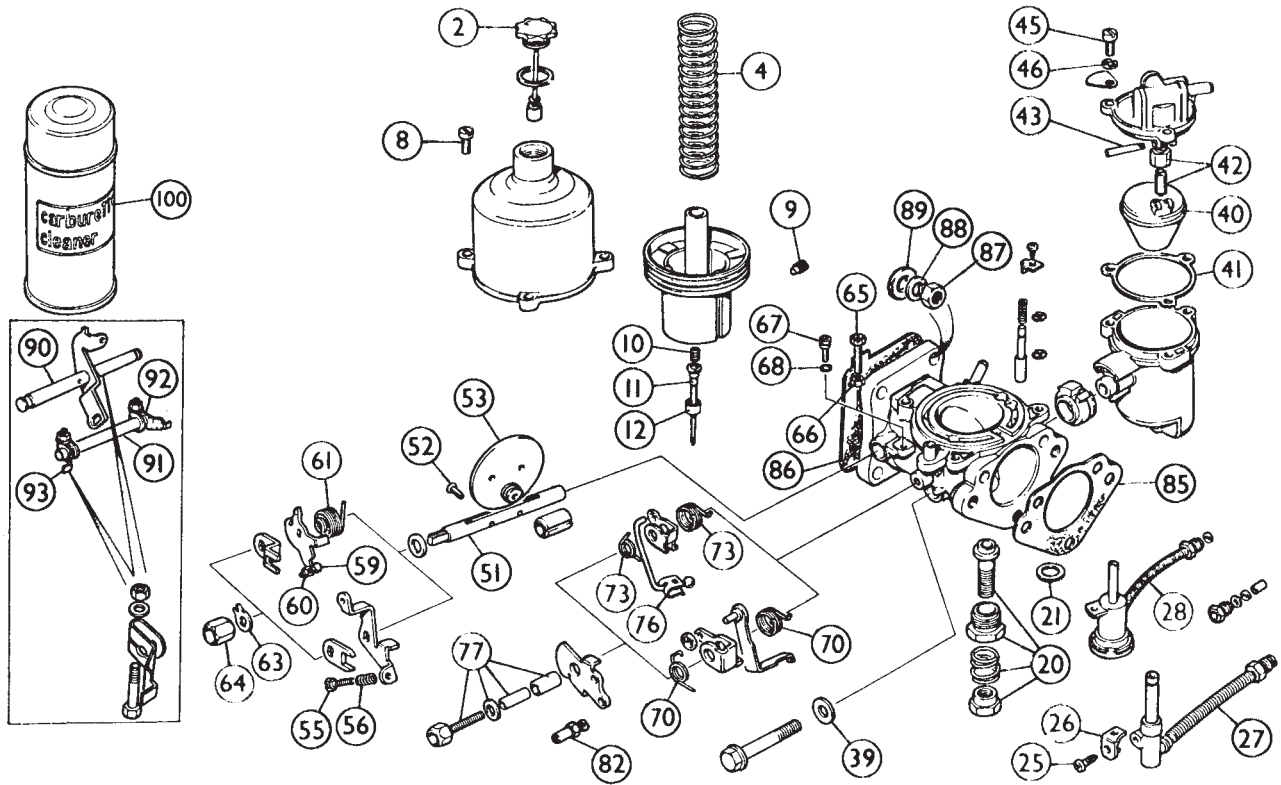
85	GHF163	THERMOSTAT COVER, water elbow	1	see items 8, 27, 42
86	SH505101	SCREW, LH, cover to manifold	2	all ACG commission nos. and VIN nos.
	GHF163	SCREW, RH, cover to manifold	1	
87	GHF332	WASHER, locking	2	
88	115467	GASKET, thermostat cover	1	
89	GTS108	THERMOSTAT, 88°C, standard fitment	1	
	GTS101	THERMOSTAT, 82°C, alternative	1	
90	GTR108	TEMPERATURE TRANSMITTER	1	

### Cooling Fan

95	UKC1626	PULLEY ASSEMBLY, fan	1	
96	UKC1626A	BEARING ASSEMBLY, replacement	1	
97	SH505071	SCREW, pulley to block, long	3	
	SH505061	SCREW, pulley to block, short	1	
98	TKC101	VISCOUS COUPLING ASSEMBLY	1	
99	UKC759	TOLERANCE RING	1	attaches coupling to pulley
100	PKC1281	FAN	1	
101	GHF102	SCREW, fan to coupling	4	
102	NH604041	NUT	4	
103	GHF300	WASHER, plain	4	
104	GCB10900	FAN BELT	1	

### Refilling & Bleeding Header Tank Cooling Systems

Remove the header tank filler cap and set the interior heater controls to the maximum heat position. Fill the system until the coolant level is 1" (25 mm) below the neck of the header tank. Refit the header tank filler cap and run the engine at approximately 1500 revs per minute until the coolant temperature rises sufficiently to open the thermostat. Stop the engine and, taking care to avoid scalding, remove the header tank filler cap. Top up the coolant level as necessary (with anti-freeze mixture) until it is 1" (25 mm) below the header tank filler neck. Refit the filler cap again.



SU Carburettors HS6

Part Number	Description	Req.	Details
AUD634E	CARBURETTORS, HS6, pair Reconditioned	1	To (e) CG2715
FZX1242E	CARBURETTORS, HS6, pair Reconditioned	1	From (e) CG2716

Note: Reconditioned carburettors are offered on an exchange basis. To be acceptable for exchange, your old units must be complete and undamaged.

2	AUC8103A	DAMPER PISTON ASSEMBLY	2	
4	AUC4387	PISTON SPRING, red, 4.5 oz.	2	1" diameter
8	JZX1394	SCREW, chamber to body	6	
9	AUD4252	SCREW, needle guide securing	2	
10	AUD3306	SPRING	2	
11	NZX8012	NEEDLE, type BDM	2	
12	AUD4288	NEEDLE GUIDE	2	
20	WZX1011	JET BEARING KIT	2	For AUD634 carburettors
	WZX1442	JET BEARING KIT	2	For FZX1242 carburettors
21	AUC8478	WASHER, sealing, jet bearing	2	
25	AUD2104	SCREW, jet to bracket	2	
26	AUD2427	BRACKET, jet to lever, front	1	For AUD634 carburettors (standard jets)
	AUD2428	BRACKET, jet to lever, rear	1	
27	AUD9106	JET, front, 0-090" jet	1	For AUD634 carburettors (standard jets)
	AUD9105A	JET, rear, 0-090" jet	1	
28	LZX1121A	JET, front, 0-090" jet	1	For FZX1242 carburettors (capstat jets)
	LZX1120A	JET, rear, 0-090" jet	1	

If your car has Capstat type carburettors (FZX1242) then read on. It's possible that the engine, when hot, dies on idle or idles unevenly. If these maladies can be definitely traced back to the carburettors, the TT1559 conversion kit can be fitted. The kit replaces the dubious Capstat jets with standard items and also effects the necessary choke linkage changes. One kit services both carburettors.

TT1559	CAPSTAT TO STANDARD JET CONVERSION KIT	1		
39	AUC1318	WASHER, rubber	2	float chamber mounting bolt includes gasket (item 41)
	WZX1300	FLOAT	2	
41	AUC8459A	GASKET, float chamber lid	2	
42	WZX1100A	NEEDLE & SEAT	2	includes gasket (item 41) alternative to 42
	GAC9201X	GROSE JET (superior valve design)	2	
43	AUC1152	PIN, float pivot	2	
45	JZX1394	SCREW, float lid	6	
46	WL700101	WASHER, locking	6	

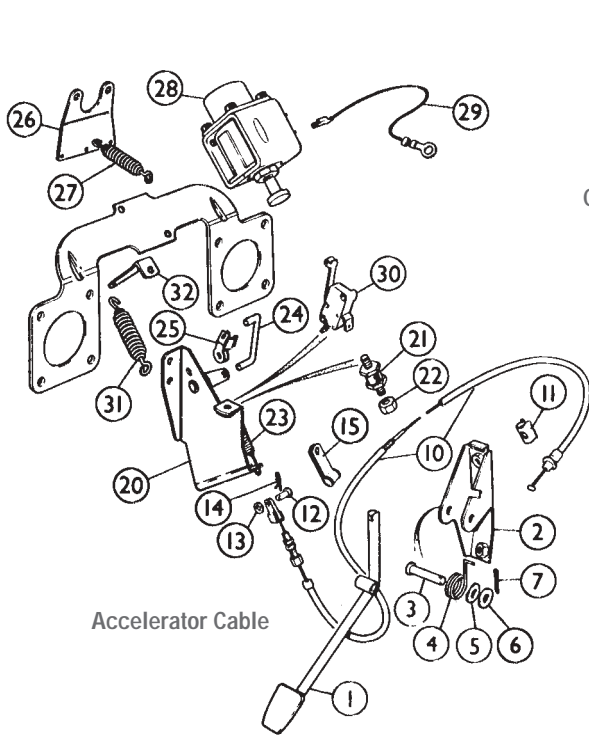
51	WZX1014	THROTTLE SPINDLE & FITTING KIT	2	For AUD634 carburettors
	WZX1178	THROTTLE SPINDLE & FITTING KIT	2	For FZX1242 carburettors
52	AUC1358	SCREW, throttle disc to spindle	4	

Note: Kit 51 also includes lock tab (No. 63), & mounting plate gaskets (nos. 85 & 86).

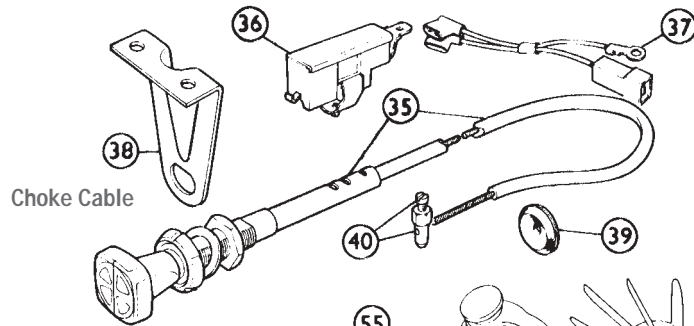
53	WZX1386	THROTTLE DISC & FITTING KIT	2	valve type disc
----	---------	-----------------------------	---	-----------------

Note: Throttle disc kits include screws (no. 52) and carb. mounting gaskets (nos. 85 & 86). A plain disc may be substituted here, particularly if greater performance is sought. The discs are supplied individually, with screws and gaskets.

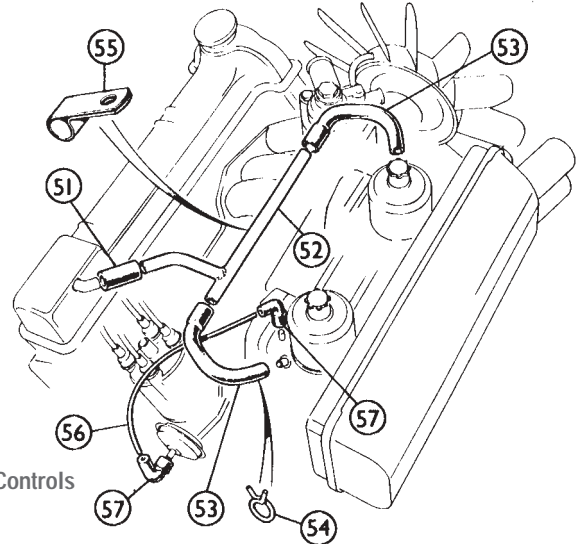
WZX1321	THROTTLE DISC & FITTING KIT	2	plain disc	
55	AUC8483	SCREW, fast idle adjustment	2	For AUD634 carburettors
56	AUC2451	SPRING (alternative to nut)	2	
	AJD8014Z	NUT, locking (alternative to spring)	2	
59		SCREW, fast idle adjustment	2	For FZX1242 carburettors
60	AJD8014ZX	SPIRE NUT, screw to throttle lever	2	
61	JZX1299	SPRING, throttle return, front	1	For AUD634 carburettors
	JZX1298	SPRING, throttle return, rear	1	
	WZX1140	THROTTLE LINKAGE SUNDRIES KIT contains 25, 26, 55, 56, 65, 66	2	For FZX1242 carburettors contains 59, 60, 67, 68
	WZX1156	THROTTLE LINKAGE SUNDRIES KIT contains 59, 60, 67, 68	2	
63	AUD3323	LOCK TAB	2	
64	AUC1424	PIVOT NUT	2	
65	AUC8483	SCREW, throttle stop and idle adjustment	2	For AUD634 carburettors
66	AJD8014Z	NUT, locking, alternative to AUC2451 spring	2	
	AUC2451	SPRING, alternative to AJD8014Z	2	For FZX1242 carburettors
67	JZX1180	SCREW, throttle stop and idle adjustment	2	
68	AUD3586	'O RING	2	For AUD634 carburettors
70	WZX1335	CHOKE SPRING KIT, front	1	
	WZX1336	CHOKE SPRING KIT, rear	1	For FZX1242 carburettors
73	WZX1339	CHOKE SPRING KIT, front	1	
	WZX1338	CHOKE SPRING KIT, rear	1	
76	JZX1259	CLIP, rod link to jet	2	choke cable attachment
77	WZX1331	PIVOT BOLT KIT	2	
82	AUE34	TRUNNION ASSEMBLY	1	
85	158712	GASKET, carburettor to air filter	2	For AUD634 carburettors
86	159871	GASKET, carburettor to support plate	2	
87	GHF201	NUT (Carburettor to support plate/flexible mounting).	8	
88	GHF332	WASHER, locking	8	



Accelerator Cable



Choke Cable



Emission Controls

89	GHF301	WASHER, plain	8	
90	UKC5963	LINK ROD & LEVER, throttle	1	To (e) CG42
	UKC6221	LINK ROD & LEVER, throttle	1	From (e) CG43 On
91	AUE584	LINK ROD, choke	1	For AUD634 carburetors
	WZX1581	LINK ROD, choke	1	For FZX1242 carburetors
92	AUE586	LOST MOTION LEVER, front	2	
93	AUE587	LOST MOTION LEVER, rear	2	
100	MRD1023	SPRAY CLEANER	a/r	

Other kits available for the servicing of HS6 carburetors include the following:

AUE812A	CARBURETTOR GASKET KIT	2	
(Includes items 21, 41, 85, 86 plus seal and support washer (for jet to float chamber joint) for one carburettor).			
WZX1391	FLOAT CHAMBER SUNDRIES KIT	2	
(Includes items 37, 41, 43, 45, 46, plus seal and support washer (for jet to float chamber joint) for one carburettor).			
WZX1863X	SERVICE KIT, AUD634 carburetors	1	
(Includes items 27, 41, 42, 85, 86 for two carburetors).			
WZX1891X	SERVICE KIT, FZX1242 carburetors	1	
(Includes items 28, 41, 42, 85, 86 for two carburetors).			
GAC6170X	REBUILD KIT, AUD634 carburetors	1	
GAC6172X	REBUILD KIT, FZX1242 carburetors	1	
(Includes items 27 (in GAC6170X), 28 (in GAC6172X), 41, 42, 51, 52, 53, 85, 86 for two carburetors, plus instructions. Also included are two pairs of steel repair inserts for the throttle shaft bushes).			

**Accelerator Pedal**

Ill	Part Number	Description	Req.	Details
1	UKC8768	ACCELERATOR PEDAL	1	
2	UKC433	BRACKET, accelerator pedal	1	
3	153675	CLEVIS PIN, pedal pivot	1	
4	153661	SPRING, pedal return	1	
5	550029	WASHER, anti-rattle	1	
6	GHF301	WASHER, plain	1	
7	GHF502	SPLIT PIN	1	
10	UKC3663	ACCELERATOR CABLE, RHD	1	To (e) CG42
	UKC3664	ACCELERATOR CABLE, LHD	1	From (e) CG43 On
	UKC5875	ACCELERATOR CABLE, RHD	1	
	RTC2922	ACCELERATOR CABLE, LHD	1	
11	153041	CLIP, cable to pedal	1	
12	PJ8504	CLEVIS PIN	1	
13	PWZ203	WASHER, plain	1	From (e) CG43 On
14	ULC2785	'R' CLIP	1	

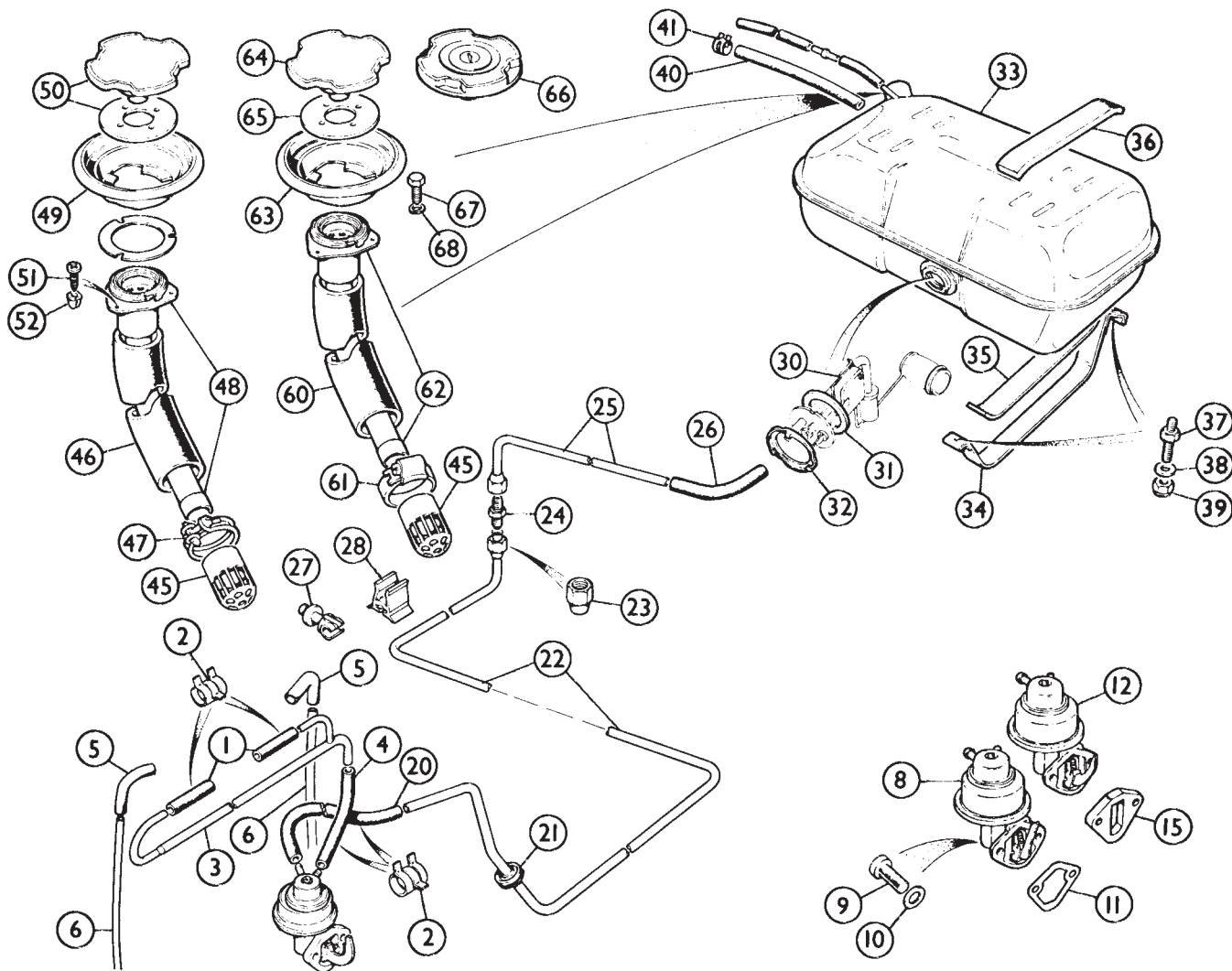
15	UKC9881	'P' CLIP, accelerator cable	1	
20	158929	BRACKET & BELLCRANK	1	To (e) CG42
	UKC5851	BRACKET & BELLCRANK	1	From (e) CG43 To (e) CG14900
	UKC7156	BRACKET & BELLCRANK	1	From (e) CG14901 On
21	UKC2451	RUBBER MOUNTING	1	
22	GHF200	NUT	2	
23	UKC1624	SPRING, bellcrank return	1	To (e) CG42
24	158934	LINK, bellcrank to carburetors	1	To (e) CG42
	UKC6149	LINK, bellcrank to carburetors	1	From (e) CG43 On
25	153957	PIVOT CLIP	2	
26	UKC709	ABUTMENT PLATE, return springs	1	To (e) CG42
	UKC6168	ABUTMENT PLATE, return springs	1	From (e) CG43 On
27	159463	RETURN SPRING carburettor linkage	2/3	quantity increases From (e) CG43 On
28	UKC3741	SOLENOID, throttle jack	1	
29	UKC3878	EARTH LEAD, solenoid	1	automatic models with air conditioning only
30	UKC7181	INHIBITOR SWITCH	1	
31	UKC1624	RETURN SPRING	1	
32	UKC6225	BRACKET, return spring	1	

**Choke Cable**

35	TKC2772	CHOKE CABLE, RHD	1	all ACG nos.
	TKC2773	CHOKE CABLE, LHD	1	
	TKC5297	CHOKE CABLE, RHD	1	
	TKC5298	CHOKE CABLE, LHD	1	all TCG and VIN nos.
36	137607	SWITCH, choke warning light	1	all ACG nos.
	563318	SWITCH, choke warning light	1	all TCG & VIN nos.
37	ULC1735	HARNESSEXTENSION	1	choke warning light switch
38	UKC5241	MOUNTING BRACKET (under fascia)	1	
39	061917	GROMMET, bulkhead	1	
40	AUE34	TRUNNION, cable to carburettor linkage	1	

**Emission Controls**

51	154220	HOSE, cam cover to breather pipe	1
52	TKC261	BREATHER PIPE	1
53	GRH817	HOSE, breather pipe to carburettor	2
54	CC5009	CLIP, hose	2
55	158769	'P' CLIP, pipe to inlet manifold	2
56	UKC2110	VACUUM ADVANCE HOSE	1
57	128262	RUBBER COUPLING, right angled	2

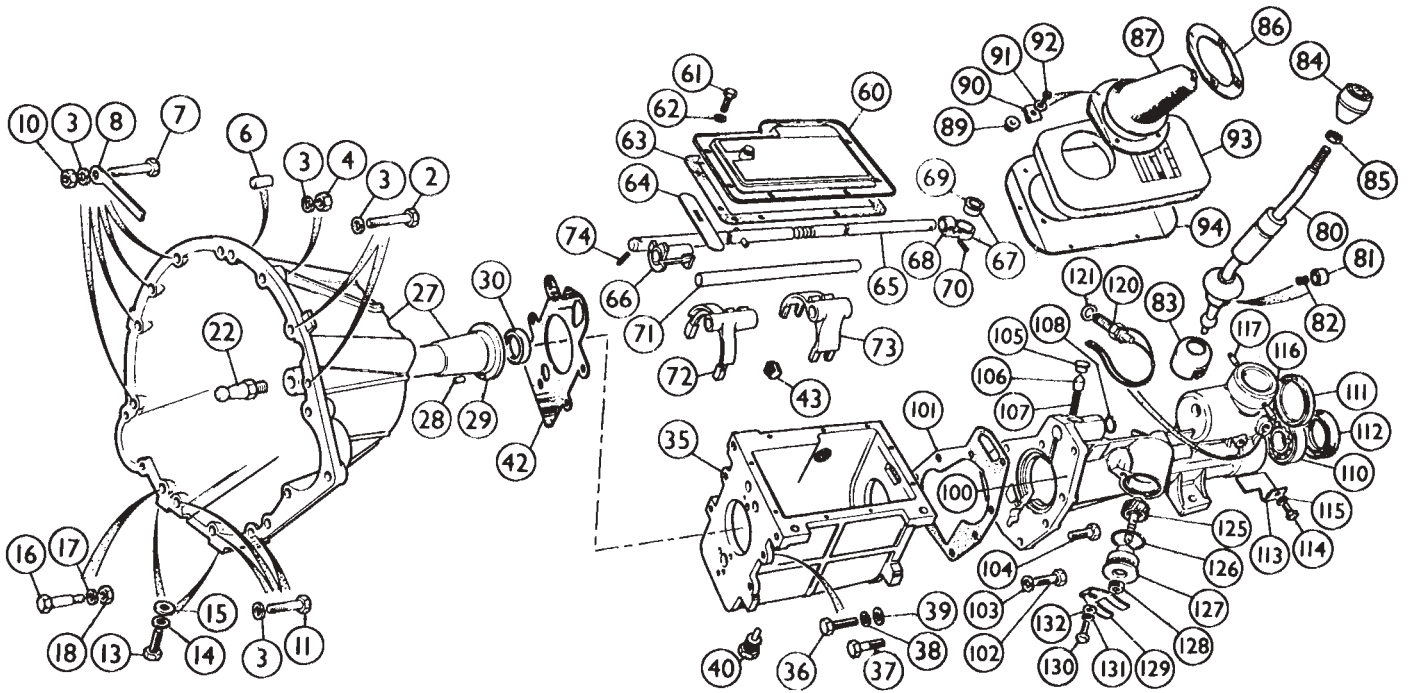


Fuel Systems

Ill	Part Number	Description	Req.	Details
	HFFK21	FUEL PIPE KIT, tank to pump	1	cupro-nickel
1	125170	FUEL HOSE, carb. to carb.	2	
2	UKC3793	CLIP, 3/8" diameter	6	
3	TKC1609	FUEL PIPE, pump to carburettors	1	
4	149614	CONNECTOR, pump to carb fuel pipe	1	
5	125170	CONNECTOR, overflow pipe	2	
6	215924	OVERFLOW PIPE	2	
8	312167	FUEL PUMP, early, (genuine)	1	to approx. mid 1977
	312167Z	FUEL PUMP, early, (reproduction)	1	
9	GHF103	BOLT, pump to engine	2	to approx. mid 1977
10	GHF301	WASHER, plain	2	
11	138791	GASKET, pump to engine	1	from approx. mid 1977
12	RKC5051	FUEL PUMP, late, (genuine)	1	
	RKC5051Z	FUEL PUMP, late, (reproduction)	1	from approx. mid 1977
	SH605101	BOLT, pump to engine	2	
	GHF301	WASHER, plain	2	main supply pipe to pump
15	UKC8523	SPACER BLOCK	1	
20	159425	CONNECTOR	1	main supply pipe to pump
21	602037	GROMMET, bulkhead	1	
22	PKC389	FUEL PIPE, main supply, front	1	to approx. mid 1977
23	UKC3776	TUBE NUT	1	
24	UKC3775	CONNECTOR	1	to approx. mid 1977
25	UKC2809	FUEL PIPE, main supply, rear	1	
	PKC390	FUEL PIPE, main supply, rear	1	to approx. mid 1977
26	149614	CONNECTOR	1	
27	150930	CLIP, pipe securing	a/r	alternatives
28	ZKC923	CLIP, pipe securing	a/r	
30	TKC147	SENDER UNIT	1	to approx. mid 1977
	TKC3408	SENDER UNIT	1	from approx. mid 1977 To (c) ACG25000

TKC3415	SENDER UNIT	1	From (c) ACG25001 To TCG100000	
TKC3408	SENDER UNIT	1		From TCG100001
31	ARA1502	SEAL, sender unit to tank	1	
32	ARA1501	LOCKING RING	1	
33	RKC68	FUEL TANK	1	to approx. mid 1977
	RKC3294	FUEL TANK	1	from approx. mid 1977 To (c) ACG25000
	RKC3554	FUEL TANK	1	From (c) ACG25001
34	TKC131	TANK STRAP	2	
35	UKC255	TANK PAD, lower	2	
36	UKC1469	TANK PAD, upper	2	
37	UKC1468	STUD	4	
38	GHF302	WASHER, plain	4	
39	GHF233	NUT, nyloc	4	
40	149610	CONNECTOR	1	
41	UKC3795	CLIP, connector to pipe, 1/2" dia	2	
45	TKC2413	ANTI-SYPHON FILTER	1	
46	TKC383	HOSE, fuel tank to filler cap	1	
47	CA600384	CLIP, hose securing	2	
48	TKC1667	FILLER PIPE ASSEMBLY	1	large filler cap
49	XKC534	BEZEL, fuel filler cap	1	To ACG25000
50	YKC266	FUEL FILLER CAP	1	
51	AB606058	SCREW, self tapping	3	
52	625624	CAPTIVE NUT, plastic	3	
60	TKC3728	HOSE, fuel tank to filler cap	1	
61	GHC1622	CLIP, hose securing	2	
62	RKC3533	FILLER PIPE ASSEMBLY	1	
63	YKC3365	BEZEL, fuel filler cap	1	small filler cap
64	YKC3397	FUEL FILLER CAP, non-locking	1	From ACG25001
65	ZKC3541	SEAL, fuel filler cap	1	
66	GAC6003X	FUEL FILLER CAP, locking	1	
67	SE105141	SCREW	3	
68	WL105001	WASHER, locking	3	





**External Gearbox (4 Speed)**

Ill	Part Number	Description	Req.	Details
NI	RTC2400E	GEARBOX, rebuilt (Does not include bell housing).	1	Exchange unit
NI	GUL855	HYPOID 80/90 GEAR OIL (0.5 litre)	a/r	
2	BH605151	BOLT	2	
3	GHF332	WASHER, locking	11	
4	GHF201	NUT, plain	2	
6	DP619	DOWEL	1	
7	BH605151	BOLT	2	
8	ULC1178	CLIP, cable securing	4	
10	GHF201	NUT, plain	4	
11	GHF104	BOLT	3	
13	SH110201	SCREW	2	
14	GHF383	WASHER, locking	2	
15	GHF302	WASHER, plain	2	
16	UKC3270	DOWEL BOLT	1	
17	GHF333	WASHER, locking	1	
18	GHF202	NUT, plain	1	
22	UKC1774	PIVOT PIN	1	
27	UKC1984	BELL HOUSING & FRONT COVER	1	
28	DP205	DOWEL	1	
29	UKC1751	FRONT COVER	1	
30	132292	OIL SEAL, gearbox front	1	
35	RKC461	GEARBOX CASING	1	
36	SH606101	SCREW, casing to bell housing	6	
37	GHF105	BOLT, lower centre	1	
38	GHF333	WASHER, locking	6	
39	500464	WASHER, copper, lower centre	1	
40	155660	DRAIN PLUG, magnetic	1	
42	UKC4128	GASKET	1	
43	114774	FILLER PLUG	1	
60	22G1884	TOP COVER	1	
61	SH604041	SCREW	9	
62	GHF300	WASHER, plain	9	
63	22G1911	GASKET	1	
64	22G1419	SPOOL INTERLOCK PLATE	1	
65	22G1413	SELECTOR SHAFT	1	
66	22G1418	INTERLOCK	1	
67	UKC6511	YOKE ASSEMBLY	1	
68	22G2291	YOKE	1	
69	22G1424	YOKE SEAT	1	
70	RZS1216	ROLL PIN	1	
71	22G1408	SELECTOR FORK SHAFT	1	
72	22G1584	SELECTOR FORK, 3rd/4th	1	
73	22G1406	SELECTOR FORK, 1st/2nd	1	
74	UKC6398	ROLL PIN	1	

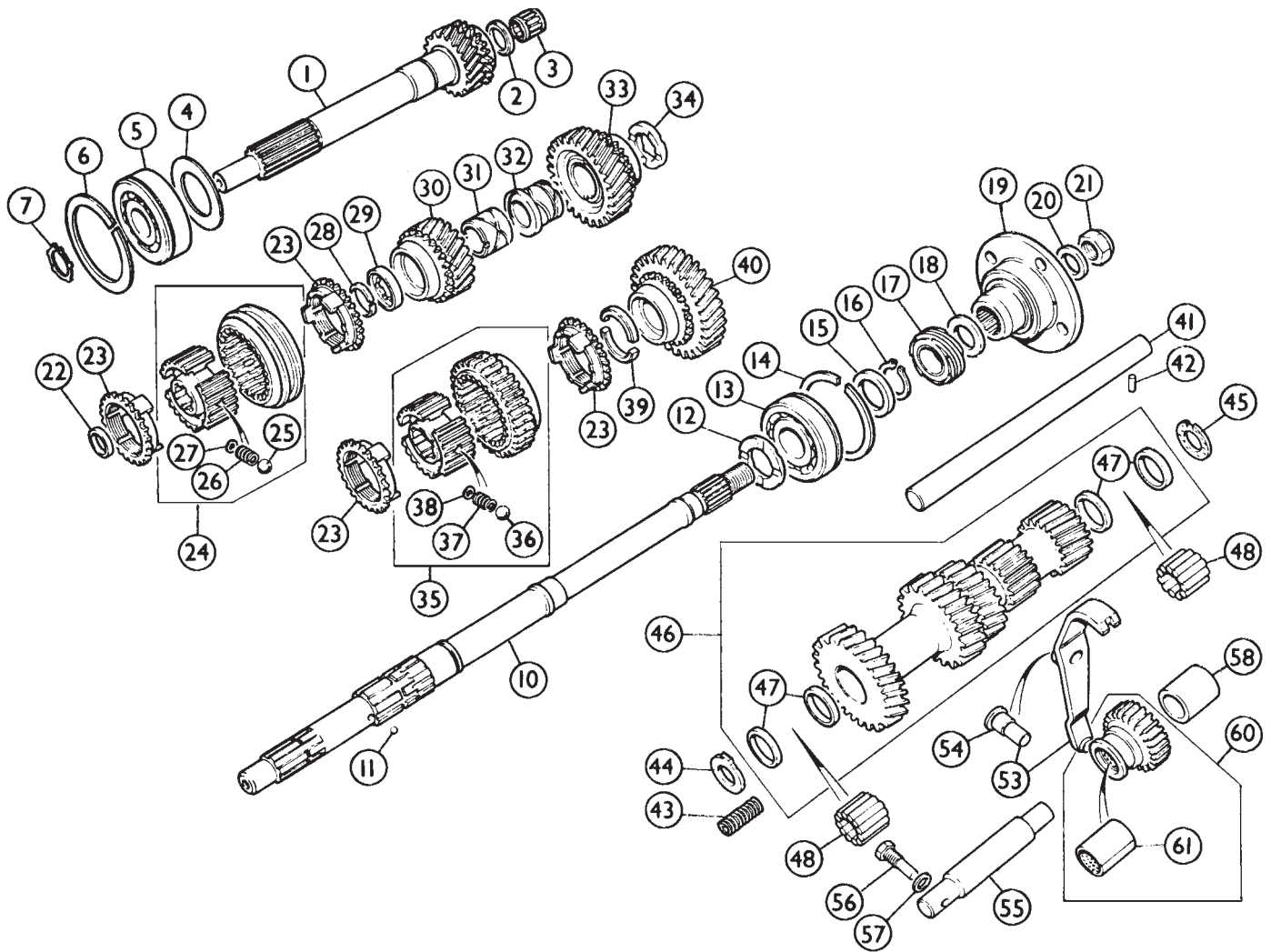
80	UKC3284	GEAR LEVER	1
81	22G2286	PLUNGER, nylon, anti-rattle	1
82	106388	SPRING, anti-rattle	1
83	22G1434	RETAINER	1
84	UKC2793	KNOB, gear lever	1
85	JN2158	JAM NUT	1
86	ZKC1342	RETAINING RING, gaiter securing	1
87	YKC1453	GAITER, gear lever	1
89	625536	FIXING	5
90	FU25444	SPIRE CLIP	5
91	GHF306	WASHER, plain	5
92	AB610051	SCREW	5
93	ZKC2526	INSULATION PAD	1
94	YKC330	APERTURE PLATE	1
100	DAM1650*	REAR EXTENSION	1

\*Note: The DAM1650 rear extension is a multiple supersession by the Rover Group. To fit a DAM1650 you will also need to buy an insert (DAM2959) and plug (DAM3632).

101	22G1420	GASKET	1
102	UKC4861	SCREW	6
103	GHF332	WASHER, locking	6
104	GHF103	SCREW	1
105	22G1947	PLUG	1
106	22G1421	PLUNGER	1
107	22G2198	SPRING	1
108	TRS912	O' RING	1
110	157732	BEARING	1
111	22G1422	END COVER	1
112	22G2353	SEAL	1
113	22G1425	REVERSE LIFT PLATE	1
114	SH604051	SCREW	1
115	GHF331	WASHER, locking	1
116	DAM2670	PIN, locating cap	2/1

Note: Quantity decreases after gearbox CG443.

117	22G2277	PIN, locating cap	1	From gearbox CG443
120	GAE191A	REVERSE LIGHT SWITCH	1	
121	GHF302	WASHER, plain	1	
125	219004	GEAR, speedo drive	1	
126	TRS1620	O' RING	1	
127	22G1486	BEARING	1	
128	AAU2304A	SEAL, speedo pinion	1	
129	22G1711	RETAINER	1	
130	GHF117	SCREW	1	
131	GHF331	WASHER, locking	1	
132	GHF300	WASHER, plain	1	

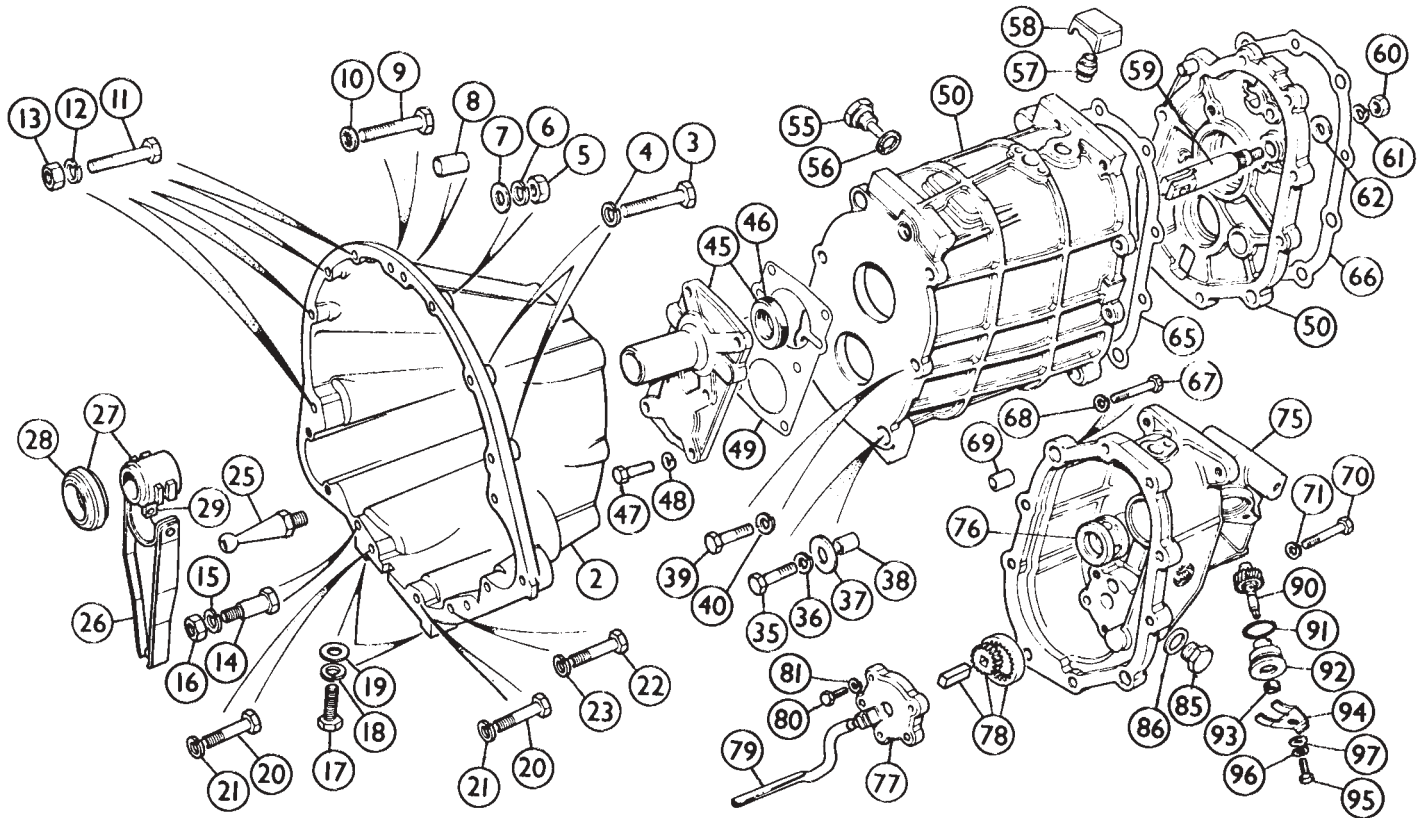


**Internal Gearbox (4 Speed)**

Ill	Part Number	Description	Req.	Details
1	TKC1490	INPUT SHAFT	1	
2	22G2840	SPACER	1	
3	13H9513	NEEDLE BEARING, caged	1	
4	106365	OIL THROWER	1	
5	104433	BEARING, input shaft	1	
6	112654	CIRCLIP, large	1	
7	129839	CIRCLIP, small	1	
10	RKC722	MAINSHAFT	1	
11	BLS106	BALL BEARING	1	
12	137775	SPACER	1	
13	104433	BEARING, rear main	1	
14	112654	CIRCLIP	1	
15	155805	THRUST WASHER, 0.120"	a/r	
	155806	THRUST WASHER, 0.123"	a/r	
	155807	THRUST WASHER, 0.126"	a/r	
	155808	THRUST WASHER, 0.129"	a/r	
16	CR620325	CIRCLIP	1	
17	22G1753	GEAR, speedo drive	1	
18	155756	THRUST WASHER	1	
19	155755	FLANGE	1	
20	142333	WASHER	1	
21	510618A	NUT, nyloc	1	
22	22G2839	SPACER	1	
23	150328	BAULK RING, synchromesh	4	
24	156968	SYNCHRO HUB, 3rd/4th	1	
25	BLS108	BALL BEARING	3	
26	104445	SPRING	3	
27	037948	SHIM	a/r	
28	TKC6444	CIRCLIP (Always replace)	1	
29	159978	THRUST WASHER	1	
30	UKC4454	GEAR, 3rd speed	1	

31	147354	BUSH, 3rd gear	1	
32	UKC933	BUSH, 2nd gear	1	
33	UKC3364	GEAR, 2nd speed	1	
34	UKC934	THRUST WASHER, 0-199"	a/r	
	UKC935	THRUST WASHER, 0-203"	a/r	
	UKC936	THRUST WASHER, 0-205"	a/r	
	UKC937	THRUST WASHER, 0-208"	a/r	
35	156911*	SYNCHRO HUB (1st & 2nd), 29 teeth	1	To gearbox CG36218
	UKC8748	SYNCHRO HUB (1st & 2nd), 33 teeth	1	From gearbox CG36219
36	BLS108	BALL BEARING	3	
37	106388	SPRING	3	
38	037948	SHIM	a/r	
39	137834	SPLIT COLLAR	2	
40	TKC3001	GEAR, 1st speed	1	
41	144595	LAYSHAFT	1	
42	DS1908	ROLL PIN	1	
43	137532	SPRING	3	
44	113229	THRUST WASHER, front	1	
45	106270	THRUST WASHER, rear	1	
46	UKC3196*	LAYGEAR CLUSTER	1	To gearbox CG36218
	UKC8749	LAYGEAR CLUSTER	1	From gearbox CG36219
47	119891	RETAINER	4	
48	119893	NEEDLE ROLLER	50	
53	CHM63	LEVER, reverse operating service	1	
54	DAM1714	PIVOT PIN	1	
55	113071	SPINDLE, reverse gear	1	
56	106477	SCREW, locating	1	
57	GHF332	WASHER, locking	1	
58	22G1435	SPACER	1	
60	144580*	REVERSE IDLER GEAR, 21 teeth	1	To gearbox CG36218
	UKC8750	REVERSE IDLER GEAR, 17 teeth	1	From gearbox CG36219
61	129862	BUSH (idler gear)	1	

\*Note: Gear Service Kit No. RTC2241 may be used in instances where the laygear is damaged. The kit contains the earlier versions of items 35, 46, 60.

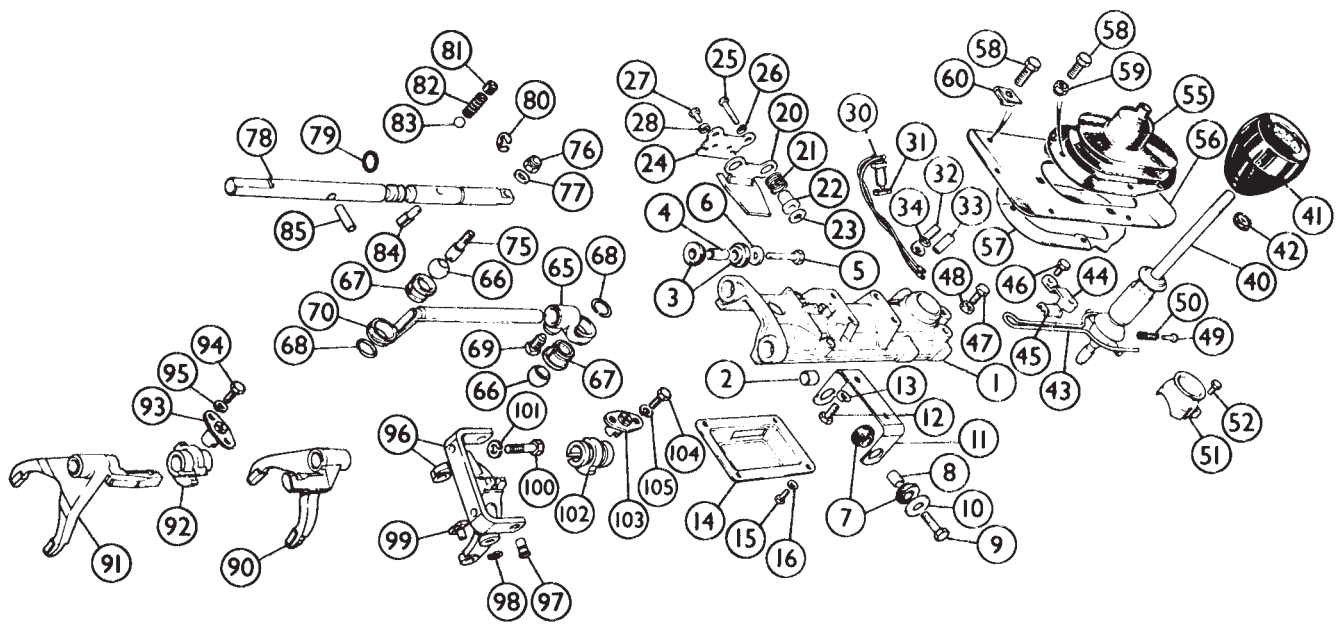


**External Gearbox (5 Speed)**

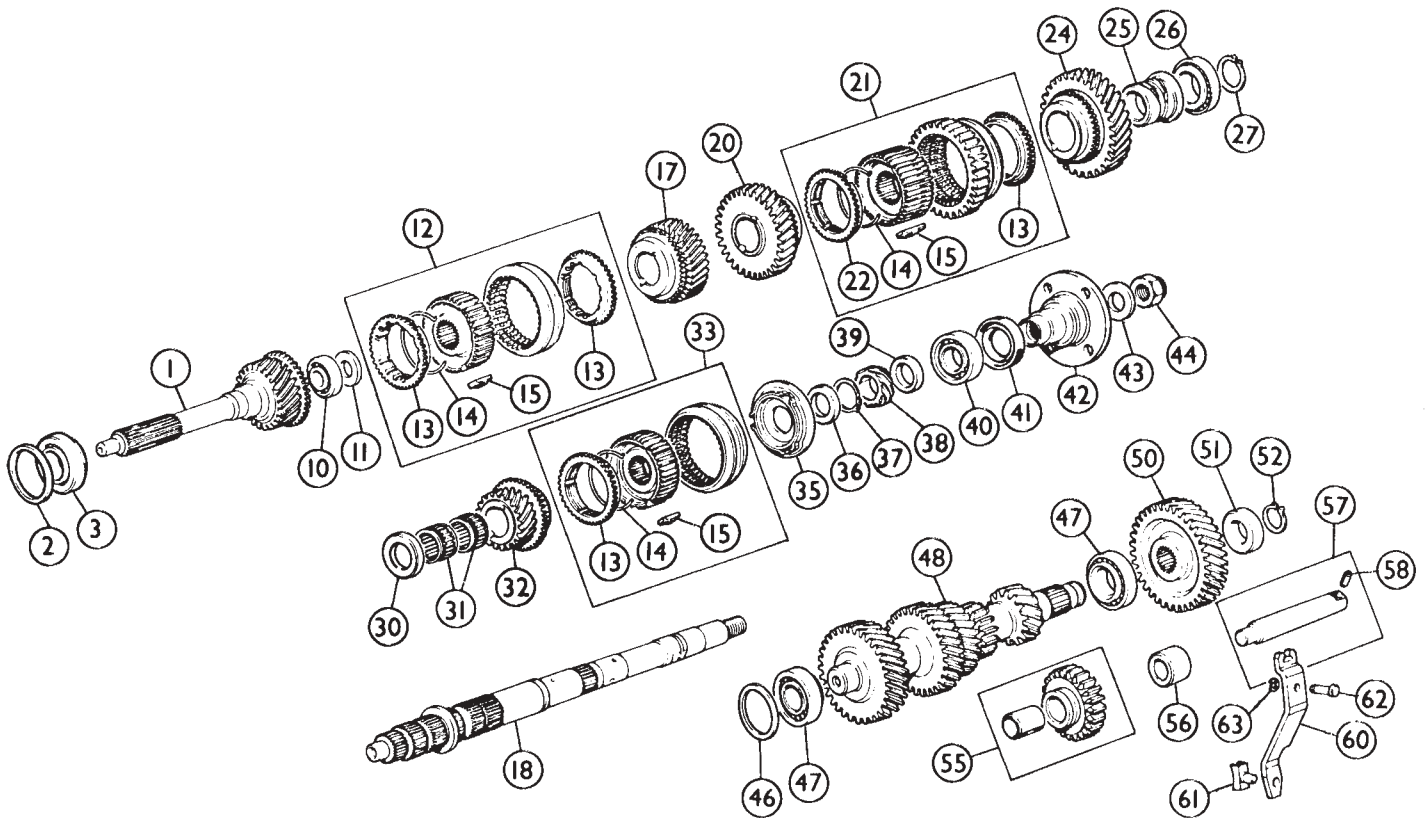
Ill	Part Number	Description	Req.	Details
	RTC2590R	GEARBOX, reconditioned, exchange,	1	less bell housing
NI	GUL355	GEAR OIL (ATF) (0.5 litre)	a/r	
2	RKC614	BELL HOUSING	1	
3	GHF121	BOLT	2	top left bell housing to engine
4	GHF332	WASHER, locking	2	
5	GHF201	NUT	1	
6	GHF332	WASHER, locking	1	top centre bell housing to engine
7	GHF301	WASHER, plain	1	
8	DP619	DOWEL, locating	1	
9	HB813	BOLT	1	top right bell housing to engine
10	90510912A	WASHER, shakeproof	1	
11	GHF121	BOLT	4	right side of bell housing to engine
12	GHF332	WASHER, locking	4	
13	GHF201	NUT	4	
15	WL223	WASHER, locking	1	
16	GHF202	NUT	1	
17	SH110201	SCREW	2	bell housing to engine sump bracket
18	WL110001	WASHER, locking	2	
19	GHF302	WASHER, plain	2	
20	GHF104	BOLT	2	lower bell housing to engine
21	GHF332	WASHER, locking	2	
22	HB813	BOLT	1	lower left bell housing to engine
23	WL223	WASHER, locking	1	
25	UKC1774	PIVOT PIN	1	
26	FRC5374A*	RELEASE FORK	1	
27	FRC5369A*	SLEEVE, complete with bearing	1	
28	GRB209	RELEASE BEARING, clutch	1	
29	159003A	SLIPPER PAD	2	
35	BH112091	BOLT, bell housing to gear case	2	top RH & bottom LH positions
36	WL112001	WASHER, locking	2	
37	WA112081	WASHER, plain	2	
38	UKC25	DOWEL, hollow	2	
39	SH112301	SCREW, bell housing to gear case	4	remaining
40	WL112001	WASHER, locking	4	4 positions
45	UKC166†	FRONT COVER & OIL SEAL	1	To gearbox CL22476C
	ULC1283†	FRONT COVER & OIL SEAL	1	From gearbox CL22477C On

\*Note: There are earlier versions (which are not available) that cannot be fitted with the later fork and sleeve shown here. If in doubt, replace both items.

46	UKC12†	OIL SEAL, constant pinion shaft	1	To gearbox CL22476C
	UKC1060†	OIL SEAL, constant pinion shaft	1	From gearbox CL22477C On
†Note: These components must be matched to the constant pinion shaft (see page 18), which changed design at the same gearbox number.				
47	SH108251	SCREW	6	front cover to gear case
48	GHF301	WASHER, plain	6	
49	ULC1284	GASKET, front cover	1	
50		GEAR CASE ASSEMBLY, two parts	1	
55	UKC3771	FILLER PLUG	1	
56	WF513	WASHER, fibre	1	
57	UKC2656	BREATHER	1	
58	UKC7167	CAP, breather	1	
59	TKC1303	SHAFT, reverse lever mounting	1	
60	NH110041	NUT, shaft	1	
61	WL110001	WASHER, locking	1	top RH & bottom LH positions
62	GHF302	WASHER, plain	1	
65	TKC1229	GASKET, gear case intermediate	1	
66	TKC1235	GASKET, gear case to rear extension	1	
67	BH108111	BOLT, rear extension to gear case	2	remaining 8 positions includes oil pump & feed ring
68	WL108001	WASHER, locking	2	
69	UKC170	DOWEL, hollow, locating	2	
70	BH108111	BOLT, rear extension to gear case	8	
71	WL108001	WASHER, locking	8	
75	TKC1320	REAR EXTENSION	1	
76	UKC2072	OIL FEED RING	1	
77	TKC1266	OIL PUMP COVER	1	
78	RTC2057A	DRIVE SHAFT & FIBRE GEAR SET	1	oil pump
79	UKC8982	OIL PIPE, from pump	1	
80	SH106201	SCREW, pump to rear extension	3	
81	WL106001	WASHER, locking	3	
85	UKC26	DRAIN PLUG	1	
86	WF513	WASHER, fibre	1	
90	219004	SPEEDOMETER PINION, black	1	23 tooth for 3.90:1 rear axle
	219002A	SPEEDOMETER PINION, green	1	21 tooth for 3.45:1 rear axle
91	271013A	O' RING	1	
92	22G1486	PINION BEARING	1	
93	AAU2304A	OIL SEAL	1	
94	22G1711	CLAMP, speedometer cable	1	
95	SH106201	SCREW, clamp	1	
96	WM106001	WASHER, locking	1	
97	GHF300	WASHER, plain	1	



1	TKC3821	REMOTE HOUSING	1	} alternatives	52	SH106121	SCREW, dust cap to housing	1
	FRC7102	REMOTE HOUSING	1			55	YKC4030	GAITER, gear lever
2	UKC3190	BUSH, remote housing, metal	1	For FRC7102 housing	56	ZKC824	APERTURE COVER PLATE	1
	TKC3796	BUSH, remote housing, plastic	1	For TKC3821 housing	57	ZKC2186	RETAINING RING	1
3	UKC854	BUSH, rubber, front mounting	4		58	YZ3405	SCREW	9
4	UKC68	SPACER TUBE	2					} gaiter and aperture plate retaining
5	GHF134	BOLT, front mounting	2		59	625536	NUT, gaiter retaining	3
6	WC108051	WASHER, plain	2		60	FU2544/4	SPIRE NUT, aperture plate retaining	6
7	UKC854	BUSH, rubber, rear mounting	4		65	UKC3011	YOKE, gear lever to rear selector shaft	1
8	UKC1091	SPACER TUBE	2		66	42H1112	BALL, steel	2
9	BH108061	BOLT, rear mounting	1		67	UKC9338	BUSH, rear selector shaft yoke	2
10	UKC1088	WASHER, plain	2			42H1113	BUSH, rear selector shaft yoke	2
11	UKC3145	BRACKET, rear mounting	1		68	13H6762	CIRCLIP, bush to yoke	2
12	SH108201	SCREW, bracket to remote housing	2		69	UKC3058	SCREW	1
13	GHF382	WASHER, locking	2					} locking yoke to rear selector shaft
14	TKC2056	COVER PLATE, remote housing	1		70	TKC2210	REAR SELECTOR SHAFT	1
15	SH105161	SCREW, plate to remote housing	4		75	UKC5377	PIN, coupling selector shafts	1
16	WE105001	WASHER, locking	4		76	UKC4293	NUT, nyloc, thin	1
20	TKC4559	BAULK PLATE, reverse selection	1		77	GHF301	WASHER, plain	1
21	UKC5025	SPRING, reverse baulk	2		78	TKC2664	SHAFT ASSEMBLY, with 1st/2nd selector fork, inc. items 84, 85, 90	1
22	UKC5003	SPACER	2			TKC4010	SHAFT ASSEMBLY, with 1st/2nd selector fork, inc. items 84, 85, 90	1
23	146303	SHIM	a/r					} To gearbox CL39000
24	UKC5002	BACK PLATE	1					} To gearbox CL22476
25	GHF132	BOLT, reverse baulk to housing	2					} From gearbox CL22477
26	WL106001	WASHER, locking	2		79	UKC7	'O RING, selector shaft	1
27	SH106121	SCREW, reverse baulk adjustment	2		80	UKC73	CIRCLIP, selector shaft	1
28	NH106041	NUT, locking screw	2		81	UKC75	PLUG, spring retaining	1
30	TKC6802	REVERSE LIGHT SWITCH	1		82	101236	SPRING, detent ball	1
31	54K1723	NUT, locking switch	1		83	BLS112	BALL, detent	1
32	UKC4208	CLIP, harness, switch	1		84	UKC4030	PIN, selector	1
33	UKC5424	PROTECTIVE SLEEVE, PVC	1		85	UKC6347	DOWEL, selector	1
34	GHF300	WASHER, plain	1		90	FRC9548A	SELECTOR FORK, 1st/2nd	1
40	TKC4299	GEAR CHANGE LEVER	1	} all ACG & TCG commission nos. To VIN403723	91	FRC4882A	SELECTOR FORK, 3rd/4th	1
	TKC6424	GEAR CHANGE LEVER	1		} from VIN 403724 On	92	TKC290	INTERLOCKING SPOOL, 1st/2nd/3rd/4th
41	UKC3004	KNOB, gear lever	1	} all ACG & TCG commission nos. To VIN 403723		93	UKC3660	PLATE, spool attachment
	UKC3209	KNOB, gear lever	1		} from VIN 403724	94	SH106161	SCREW, plate to gear case
42	NT605041	NUT, locking knob	1	} all ACG & TCG commission nos. To VIN 403724 On		95	WL106001	WASHER, locking
	ULC3248	NUT, locking knob	1		} from VIN 403724 On	96	RTC2058	SELECTOR FORK & PIVOT BRACKET
43	UKC5394	SPRING, torsion, gearbox bias	1					
44	UKC5400	BRACKET, spring retainer	2		97	UKC2089	PIVOT PIN	2
45	UKC3238	RETAINER, spring	2		98	UKC2105	CIRCLIP, pivot pin	2
46	SH106201	SCREW, brackets to housing	2		99	532943	SLIPPER PAD, 5th sped	2
	SF106201	SCREW, brackets to housing	2	countersunk head	100	GHF133	SCREW, pivot bracket to gear case	1
47	UKC8635	SCREW, torsion spring adjustment	2		101	GHF382	WASHER, locking	2
48	NT108041	NUT, thin	2		102	TKC1413	SPOOL, interlocking, 5th speed	1
49	22G1988	PLUNGER, anti-rattle	1		103	UKC3696	PLATE, spool attachment	1
50	22G1989	SPRING, plunger	1		104	SH106161	SCREW, plate to gear case	2
51	UKC8764	DUST CAP	1		105	WL106001	WASHER, locking	2

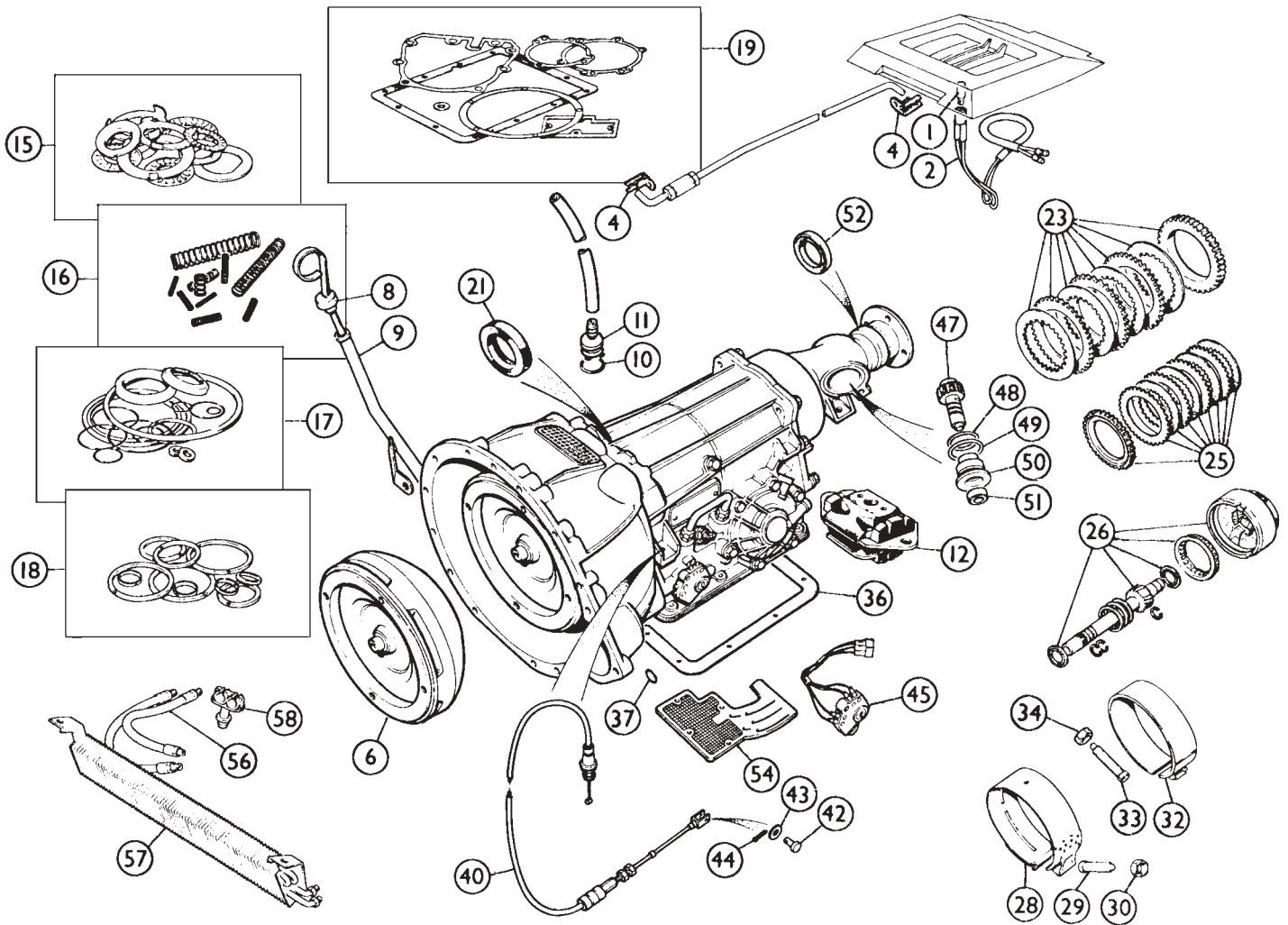


**Internal Gearbox (5 Speed)**

Ill	Part Number	Description	Req.	Details
1	TKC3533 RKC4168	1st MOTION SHAFT 1st MOTION SHAFT	1 1	To (g) CL22476C From (g) CL22477C
2		SHIM (The range of shims available extends from 1.39mm to 2.59mm, in increments of 0.06mm. See accessories catalogue for full details). SHIM (The range of shims available extends from 1.57mm to 2.77mm, in increments of 0.06mm. See accessories catalogue for full details).	a/r a/r	To (g) CL22476C From (g) CL22477C On
3	UKC169 ULC2445	BEARING, 1st motion shaft, front BEARING, 1st motion shaft, front	1 1	To (g) CL22476C From (g) CL22477C To (g) CL39403C
	ULC1268	BEARING, 1st motion shaft, front	1	From (g) CL39404C
10	UKC8	BEARING, 1st motion shaft, rear	1	
11	UKC37	SPACER, synchro hub & pilot bearing	1	
12	UKC5843	SYNCHRO ASSEMBLY, 3rd & 4th gear	1	
13	TKC1562	BAULK RING, 1st, 3rd, 4th & 5th gear	4	
14	UKC31	SYNCHROMESH SPRING	3	
15	UKC3530	SHIFTING PLATE	9	
17	TKC268	GEAR, 3rd speed	1	
18	TKC3111	MAINSHAFT	1	
20	TKC267	GEAR, 2nd speed	1	
21	UKC5850	SYNCHRO HUB, 1st & 2nd gear	1	
22	TKC3381	BAULK RING, 2nd gear	1	
24	TKC735	GEAR, 1st speed	1	
25		BUSH, 1st gear (The thickness of bushes increases from 39.96mm to 40.16mm, in increments of 0.06mm. See accessories catalogue for full details).	1	
26	UKC169	BEARING, tapered, mainshaft	1	
27	CCN120	CIRCLIP, bearing to mainshaft	1	
30	UKC3336	COLLAR, 5th speed gear	1	
31	UKC2663	BEARING, 5th speed gear	2	
32	TKC1195 RKC5098	GEAR, 5th speed GEAR, 5th speed	1 1	To (c) VIN 402027 From (c) VIN 402028
33	UKC5844	SYNCHRO HUB, 5th gear	1	

35	UKC3909	SUPPORT PLATE, synchro hub	1	
36		SHIM, support plate (The range of shims available extends from 5.10mm to 5.64mm, in increments of 0.06mm. See accessories catalogue for full details).	a/r	
38	TKC1273	GEAR, speedo driving	1	
39	UKC7252	WASHER, abutment (speedo gear)	1	
40	533360A	BEARING, mainshaft, rear	1	
41	UKC3949	OIL SEAL, rear	1	
42	TKC1676	FLANGE	1	
43	UKC8120	WASHER	1	
44	UKC6797	NUT, nyloc	1	
46		SHIM (The range of shims available extends from 1.69mm to 2.47mm, in increments of 0.06mm. See accessories catalogue for full details). SHIM (The range of shims available extends from 1.69mm to 2.59mm, in increments of 0.06mm. See accessories catalogue for full details).	a/r a/r	To (g) CL22476C From (g) CL22477C On
47	UKC133 ULC1796	BEARING, layshaft BEARING, layshaft	2 2	To gearbox CL45500C From (g) CL45501C
48	TKC1577* TKC5318	LAYSHAFT CLUSTER LAYSHAFT CLUSTER	1 1	To (g) CL45500C From (g) CL45501C
50	TKC63 TKC5317	LAYSHAFT GEAR LAYSHAFT GEAR	1 1	To (g) CL45500C From (g) CL45500 To (c) VIN 402027
	RKC5099	LAYSHAFT GEAR	1	(c) VIN 402028 On
51	UKC1689	WASHER	1	
52	UKC1690	CIRCLIP, 5th gear	1	
55	ULC4099	REVERSE GEAR	1	
56	UKC683	SPACER, reverse gear	1	
57	UKC3152	IDLER SHAFT ASSEMBLY	1	
58	UKC18	ROLL PIN	1	
60	TKC1428	LEVER, reverse operating	1	
61	UKC772	SLIPPER PAD	1	
62	UKC2662	PIVOT PIN	1	
63	UKC2667	CIRCLIP	1	

\*Note: Use the layshaft service kit RTC2562 when replacing TKC1577, which is itemised here for identification purposes only.



**Automatic Gearbox**

ill	Part Number	Description	Req.	Details
1	GLB286	BULB, gear position illumination	2	
2	13H8690	BULB HOLDER,	2	gear position illumination
4	155455A	CLIP, selector rod retaining	2	
6	601000R	TORQUE CONVERTER, exchange	1	type 65 unit
	AEU1637R	TORQUE CONVERTER, exchange	1	type 66 unit

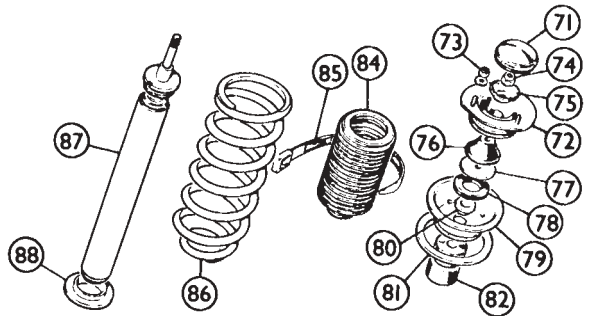
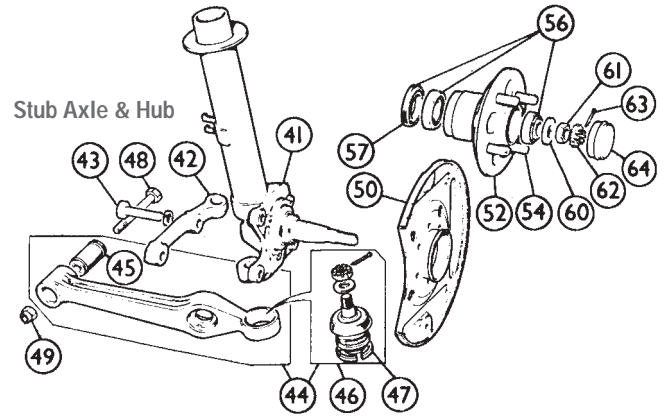
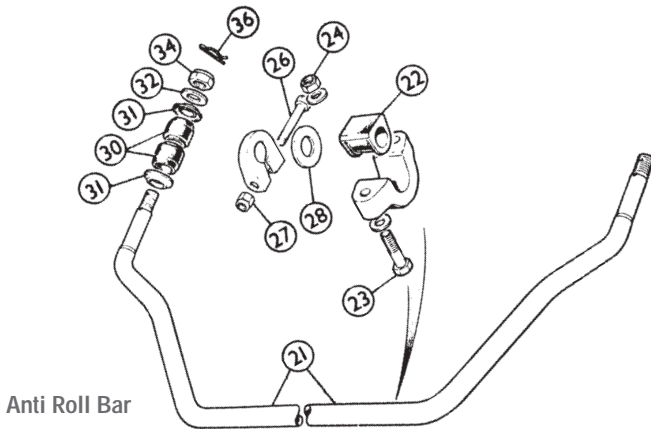
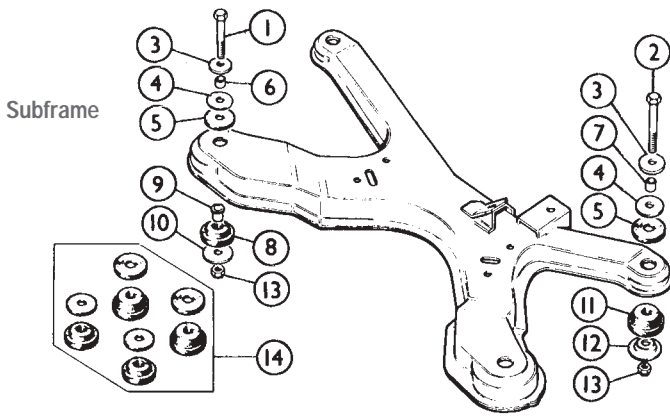
Note: Exchange rebuilt transmission assemblies can be arranged through your local Moss branch. 'Fuel injection' model gearboxes were obviously intended for late USA specification TR7's. However, in the cut & thrust of parts availability over the years, it is possible that your TR7 with carburettors may now proudly wear a fuel injection model gearbox.

**Know Your Borg Warner automatic gearbox:**

Serial Number	Gearbox Type
027M (carburettor)	} type 65 unit
063J (fuel injection)	
076N (carburettor)	} type 66 unit
077K (fuel injection)	

ill	Part Number	Description	Req.	Details
Ni	GUL355	GEAR OIL (ATF) (0.5 litre)	a/r	
8	UKC5590	DIPSTICK	1	carburettor models
	FRC3541	DIPSTICK	1	fuel injection models
9	RKC1899	DIPSTICK & FILLER TUBE	1	carburettor models
	PKC1335	DIPSTICK & FILLER TUBE	1	fuel injection models
10	RTC26A	O' RING, breather valve to casing	1	
	RTC1883A	BREATHER VALVE ASSEMBLY	1	
	TKC1044	MOUNTING RUBBER	1	
15	BAU2042A	THRUST WASHER KIT	1	type 65 unit

AEU1597	THRUST WASHER KIT	1	type 66 unit	
16	521052	SPRING KIT	1	
17	AEU3007A	SEALING RING KIT	1	
18	AEU2868A	PISTON RING SET	1	
19	AEU3008B	GASKET SET	1	
21	BAU1034A	FRONT OIL SEAL, pump shaft	1	
23	18G8622	FRONT CLUTCH PLATE KIT	1	
25	GAB607	REAR CLUTCH PLATE KIT	1	
26	AEU1964A	SUN & PLANET GEAR SET	1	type 65 unit
	AEU1599	SUN & PLANET GEAR SET	1	type 66 unit
28	AEU4128A	FRONT SERVO BAND	1	
29	RTC23A	ADJUSTING SCREW, for servo band	1	
30	RTC24A	LOCK NUT, for adjusting screw	1	
32	GAB709	REAR SERVO BAND	1	
33	RTC22A	ADJUSTING SCREW, for servo band	1	
34	RTC24A	LOCK NUT, for adjusting screw	1	
36	AAU8434A	OIL PAN GASKET	1	
37	RTC9A	SELECTOR SHAFT SEAL	1	
40	TKC3760	KICK DOWN CABLE	1	
42	PJ8506	CLEVIS PIN, cable to linkage	1	
43	PWZ203	WASHER, plain	1	
44	ULC1153	CLIP, locking	1	
45	AEU1101	ISOLATOR & REVERSE LIGHT SWITCH	1	
47	219001	SPEEDO' DRIVE GEAR, 20 teeth	1	
	219002A	SPEEDO' DRIVE GEAR, 21 teeth	1	
	219003A	SPEEDO' DRIVE GEAR, 22 teeth	1	
48	13H2792	SEALING RING	1	
49	TRS1620	SEALING RING	1	
50	22G1486	HOUSING & BEARING	1	
51	AAU2304A	SEAL, pinion gear to housing	1	
52	37H6987	SEAL, rear drive flange	1	
54	AAU7085A	FILTER, oil pump pick up	1	
56	151210	FLEXIBLE HOSE	2	transmission oil cooler
57	RKC1909	OIL COOLER HEAT EXCHANGER	1	
58	626960	CLIP, oil cooler pipe retaining	4	



**Front Suspension**

**Subframe**

Ill	Part Number	Description	Req.	Details
1	BH112401	BOLT, front, sub-frame to body	2	
2	BH112281	BOLT, rear, sub-frame to body	2	
3	UKC312	WASHER, plain	4	between Bolt & chassis rail
4	UKC670	WASHER, plain	4	between Pad & chassis rail
5	155793	UPPER MOUNTING PAD, standard	4	
6	UKC309	SPACER, front upper mounting pad	2	
7	UKC308	SPACER, rear upper mounting pad	2	
8	159209	LOWER MOUNTING PAD, front	2	standard
9	159212	SPACER, front lower mounting pad	2	
10	159798	WASHER, plain	2	front lower mounting pad
11	UKC307	LOWER MOUNTING PAD, rear	2	standard
12	UKC310	WASHER, cupped	2	rear lower mounting pad
13	GHF234	NUT, nyloc	4	
14	TT3557	SUB-FRAME MOUNTING BUSH SET	1	uprated

**Anti Roll Bar**

21	RKC30	ANTI ROLL BAR	1	
22	UKC210	MOUNTING BUSH, bar to sub-frame	2	
23	BH110171	BOLT, mounting bracket to sub-frame	4	
24	GHF233	NUT, nyloc, bracket to sub-frame	4	
26	BH110111	BOLT, bar clamp bracket	2	
27	GHF233	NUT, nyloc, bar clamp bracket	2	
28	WD120001	WASHER,	2	clamp bracket to mounting bush
30	TKC6097	MOUNTING BUSH, bar to wishbone arm	4	
	STR810	MOUNTING BUSH, uprated, fit in sets	4	
31	UKC214	CUP WASHER,	4	supporting mounting bushes
32	WC112081	WASHER, plain	2	
34	GHF234	NUT, nyloc, retaining anti roll bar ends	2	
36	146974	PIN, safety locking anti roll bar nut	2	

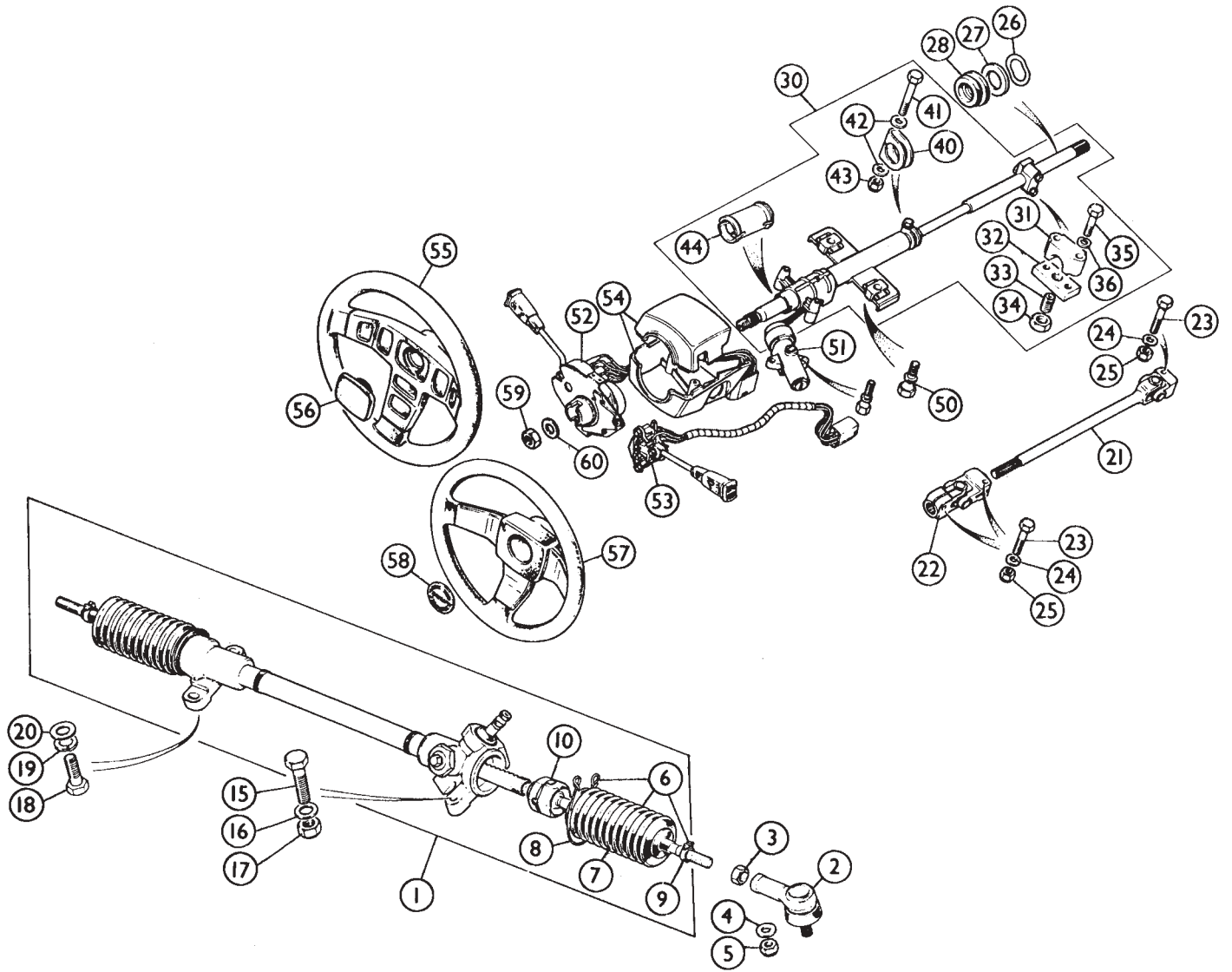
**Stub Axle & Hub**

41	CAX2101	STRUT CASE & STUB AXLE, LH	1	
	CAX2100	STRUT CASE & STUB AXLE, RH	1	

42	TKC3777	STEERING LEVER, LH	1	
	TKC3776	STEERING LEVER, RH	1	
43	UKC9570	BOLT, steering lever attaching	2	
44	TKC879	LOWER WISHBONE & BALL JOINT, LH	1	
	TKC878	LOWER WISHBONE & BALL JOINT, RH	1	
45	CRC307	BUSH, lower inner wishbone	2	
46	GSJ154	BALL JOINT, lower outer wishbone	2	
47	133634	CIRCLIP, retaining ball joint	2	
48	BH112151	BOLT, lower wishbone to subframe	2	
49	GHF234	NUT, nyloc	2	
50	RKC802	BACK PLATE, brake disc	2	
52	UKC7310	FRONT HUB ASSEMBLY	2	
54	UKC2213	WHEEL STUD	8	
56	GHK1004	FRONT HUB BEARING KIT	2	
57	GHS126	SEAL, inner hub	2	
60	UKC1145	'D' WASHER	2	
61	21H5128	NUT, wheel hub to stub axle	2	
62	21H5129	LOCKING DEVICE	2	
63	PC20	SPLIT PIN	2	
64	2A4067	GREASE CAP	2	

**Spring & Shock Absorber**

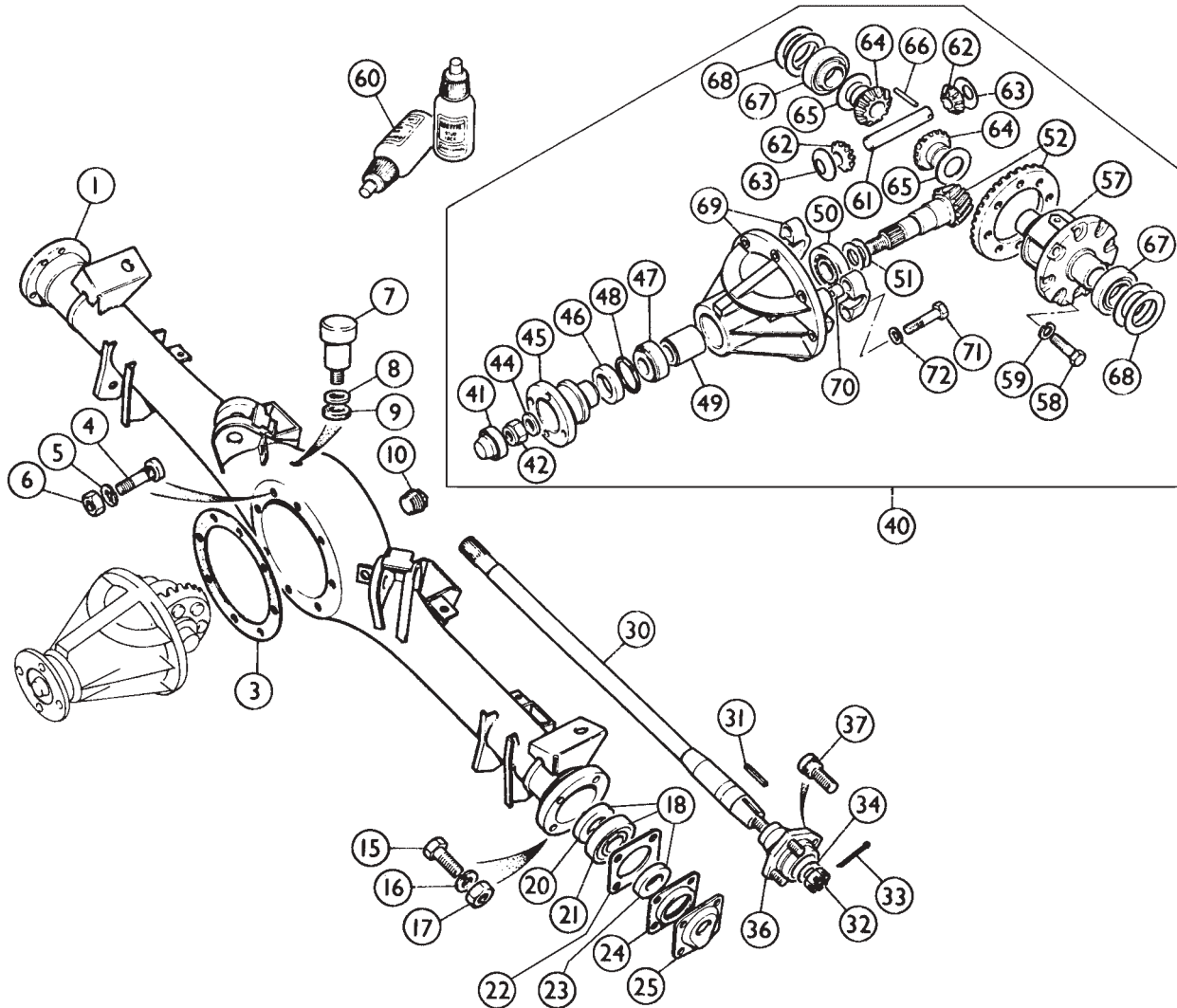
71	ZKC804	CAP, dirt excluding, in body	2	
72	TKC1205	STRUT TOP RUBBER MOUNTING	2	
73	GHF232	NUT, nyloc, mounting to body	6	
74	GHF234	NUT, nyloc,	2	shock absorber to top mounting
75	ULC2435	CUP, mounting locating, upper	2	
76	UKC7495	CONE, mounting locating lower	2	
77	UKC9395	THRUST WASHER	2	
78	ULC2043	DUST SEAL	2	
79	UKC5042	RETAINER CUP, upper spring location	2	
80	UKC329	BUSH, nylon	2	
81	UKC5615	INSULATOR, upper spring seat	2	
82	UKC1101	BUMP STOP, rubber	2	
	UKC1101P	BUMP STOP, polyurethane	2	
84	UKC4981	GAITER	2	
85	GHF1268	TIE WRAP, securing gaiter	2	cut to fit
86	GSV1029	SPRING, original specification	2	
87	GSA74279	SHOCK ABSORBER, insert	2	always fit in pairs
88	UKC628	INSULATOR, lower spring seat	2	



### Steering Rack & Column

Ill	Part Number	Description	Req.	Details
1	BAU5274R	STEERING RACK (Reconditioned, exchange).	1	RHD
	BAU5275R	STEERING RACK (Reconditioned, exchange).	1	LHD
2	GSJ185	TRACK ROD END	2	
3	NT114040	NUT, locking, track rod end	2	
4	GHF302	WASHER, plain	2	
5	GHF274	NUT, nyloc	2	
6	GSV1070	RACK GAITER KIT	1	
7	GSV1205	RACK GAITER	2	
8	EAW4321	GAITER TIE, large	2	
9	EAW4336	GAITER CLIP, small	2	
10	GSV1032	TRACK ROD & INNER BALL JOINT	2	
15	BH110151	BOLT, rack securing	2	driver's side
16	GHF302	WASHER, plain	2	
17	GHF233	NUT, nyloc	2	passenger's side
18	BH110121	BOLT, rack securing	2	
19	WL110001	WASHER, locking	2	
20	GHF302	WASHER, plain	2	
21	TKC1084	LOWER STEERING SHAFT	1	
22	UKC2449	COUPLING UNIVERSAL JOINT	1	
23	GHF134	BOLT, clamping	3	
24	GHF301	WASHER, plain	3	
25	GHF232	NUT, nyloc	3	
26	UKC5508	THRUST WASHER	1	
27	WA600121	WASHER, plain	1	
28	UKC2322	LOWER BUSH, column	1	fitted in bulkhead
30	RKC690	UPPER COLUMN ASSEMBLY	1	RHD

	RKC552	UPPER COLUMN ASSEMBLY	1	LHD
31	122669	CLAMP, steering column adjuster	1	
32	125782	LOCK PLATE, tapped	1	
33	125781	SCREW, 'allen'	1	
34	JN2110	JAM NUT	1	
35	BH604101	BOLT	2	
36	GHF331	WASHER, locking	2	
40	UKC2323	CLAMP, upper column	1	
41	BH108101	BOLT	1	
42	GHF301	WASHER, plain	2	
43	GHF232	NUT, nyloc	1	
44	GSV1095	UPPER BUSH, column, nylon	2	
50	UKC3010	SHEAR BOLT, column to body	2	
51		STEERING LOCK ASSEMBLY	1	
52		SWITCH, indicator, headlamp dip & horn	1	see page 47 for details
53		SWITCH, wiper and wash	1	
54		COWLING ASSEMBLY	1	see page 44 for details
55	RKC2110	STEERING WHEEL	1	All ACG & TCG commission numbers To VIN 402000
56	UKC3016	CENTRE PAD	1	From To VIN 402001
57	PKC1551	STEERING WHEEL	1	
58	ULC3153	CENTRE BADGE	1	
59	138466	NUT, steering wheel retaining	1	
60	WB600121	WASHER, plain	1	



## Rear Axle

### All 4 Speed Gearbox & Automatic To VIN 402000

QTY	Part Number	Description	Req.	Details
-----	-------------	-------------	------	---------

Two totally different types of axle were used during the life of the TR7. They are interchangeable as complete units as long as the fitter knows what he's doing and uses the appropriate interconnecting parts. The earlier axle mainly used in the UK with the 4 speed gearbox and most automatics so became, confusingly, the four speed axle. Cunningly, the later axle became the '5 speed'. Over the years either type may have been fitted, so, in case of problems, you've got to look to identify which your pride and joy is wearing.

Having established the presence of a '4 speed' axle on your car, unfortunately there are more complications to sort out before starting work. There were two ratios of differential fitted; 3.63:1 is appropriate for manual gearbox cars, while automatics used 3.27:1 up until 1981 when they were finally fitted with the '5 speed' type axle which manual cars had been using for some time previously. A look at the number on the underside of the differential case will confirm the ratio; 'CG' prefixed numbers are 3.63:1, 'CT' are 3-27:1.

Two more changes need to be noted. At axle no. CG51494 (manual) and CT2054 (automatic) a redesign occurred affecting the differential cage, bearings and planet gears. On no account may the early and late planet gears be 'mixed and matched'.

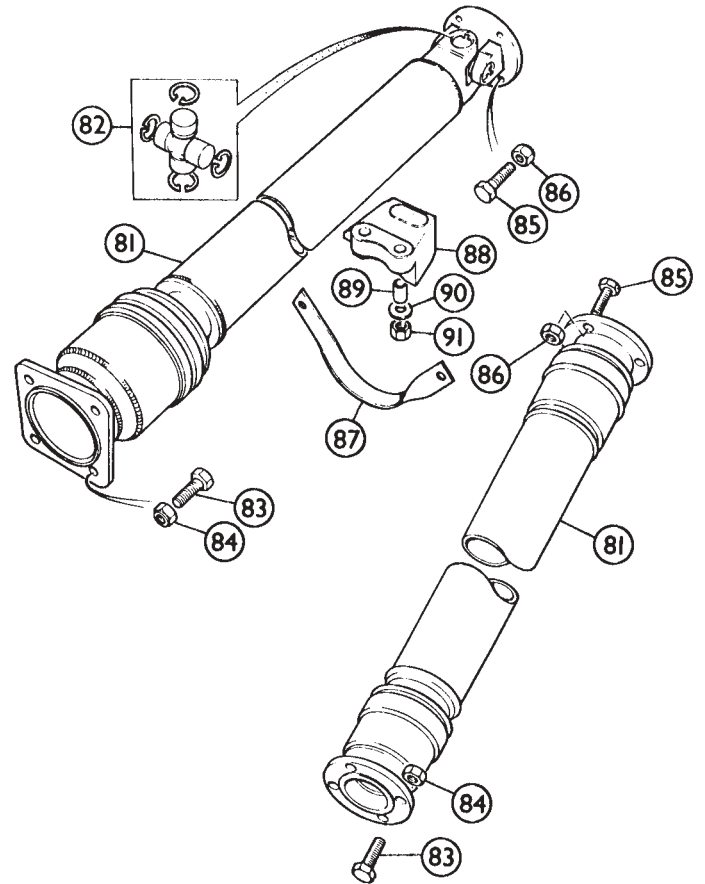
Finally (honestly!) replacement differentials were switched to a design incorporating a non-collapsible spacer at some point in the early 1980's. The crown wheel and pinion sets are designed specifically for the type of spacer used in the differential and may not be interchanged. Furthermore, you won't know whether your differential is of the collapsible or non-collapsible spacer type until you've removed it from the axle case.

## Hubs, Axle Shafts & Casing

1	RKC21	AXLE CASING	1	To CG13000
	RKC3302	AXLE CASING	1	From CG13001 On
3	114749	GASKET, differential to casing	1	
4	2A7226	STUD, differential to casing	8	
5	GHF332	WASHER, locking	8	
6	GHF201	NUT, plain, differential to casing	8	
7	21H6060	BREATHER ASSEMBLY	1	
8	GHF302	WASHER, plain	1	
9	WF509	WASHER, fibre	1	
10	114774	FILLER PLUG	1	
15	ATJ6590	BOLT, attaching hub bearing housing	8	
16	GHF332	WASHER, locking	8	
17	GHF201	NUT, plain	8	
18	GHK1030	REAR HUB BEARING KIT	2	
20	GHS181	SEAL, axle tube	2	
21	GHB180	BEARING, rear hub	2	
22	GFG117	GASKET, housing to axle	2	
23	GHS184	SEAL, hub to housing	2	
24	UKC1218	HOUSING, for hub seal	2	
25	104582	OIL CATCHER	2	
30	TKC558	HALF SHAFT	2	
31	UKC1217	KEY, half shaft to rear hub	2	
32	21A79	NUT, hub to half shaft	2	
33	GHF504	SPLIT PIN, locking half shaft hub nut	2	
34	142333	WASHER, nut to hub	2	
36	UKC1343	REAR HUB ASSEMBLY, includes studs	2	
37	UKC2213	WHEEL STUD	8	

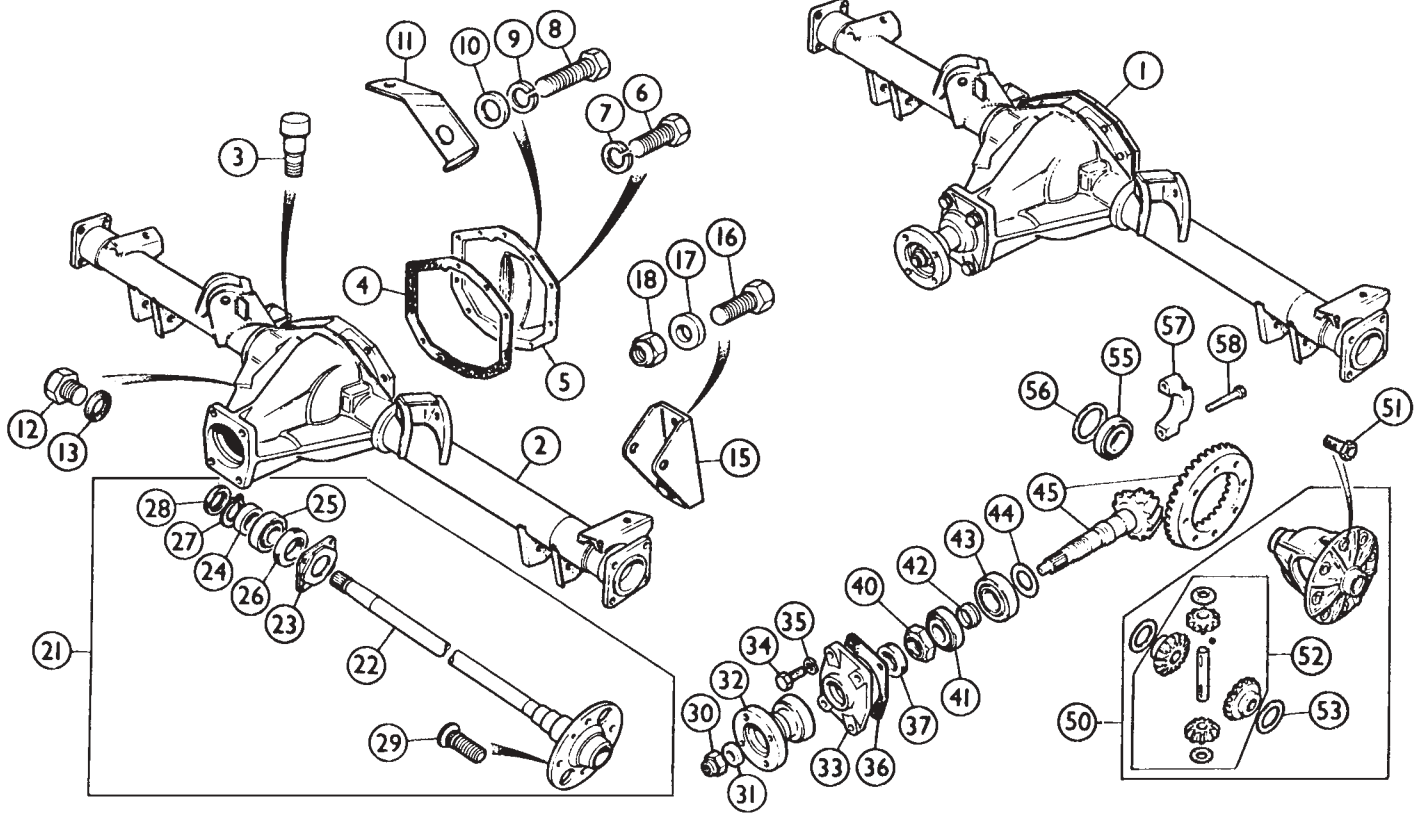
Differential Assembly

ill	Part Number	Description	Req.	Details
40	TKC2619R	DIFFERENTIAL, 3.63:1 (manual)	1	rebuilt, exchange
	TKC2768R	DIFFERENTIAL, 3.27:1 (auto)	1	
41	UKC725	COVER, drive flange nut	1	for collapsible spacer
42	159394	NUT, nyloc, drive flange to pinion	1	type pinions
	112635	NUT, slotted, drive flange to pinion	1	for non-collapsible
	GHF502	SPLIT PIN	1	spacer type pinions
44	142333	WASHER, plain	1	
45	UKC764	DRIVE FLANGE	1	for collapsible spacer
	153677	DRIVE FLANGE	1	type pinions
				for non-collapsible
				spacer type pinions
46	DAM5079	SEAL, drive flange to housing	1	
47	BTB440	PINION BEARING, front (small)	1	
48		SHIM, pinion bearing adjustment	a/r	for non-collapsible
				spacer type pinions
		(The range of shims available extends from 0.030" down to 0.003". See accessories catalogue for full details).		
49	156903	SPACER, pinion, collapsible	1	use with correct type of crown wheel and pinion
	145933	SPACER, pinion, non-collapsible	1	
50	134065	PINION BEARING, rear (large)	1	
51		SHIM, pinion head	a/r	
		(The range of shims available extends from 0.0750" up to 0.0960" in varying increments. See accessories catalogue for full details).		
52	159802	CROWN WHEEL & PINION (3.63:1)	1	use with collapsible spacer
	UKC6733	CROWN WHEEL & PINION (3.27:1)	1	use with non-collapsible spacer
	DAM6607	CROWN WHEEL & PINION (3.63:1)	1	
	DAM4589	CROWN WHEEL & PINION (3.27:1)	1	
57	21H5478	DIFFERENTIAL CAGE, for 3.63:1 ratio	1	To axle nos.
	307642	DIFFERENTIAL CAGE, for 3.27:1 ratio	1	CG51494/CT2054
	RKC1983	DIFFERENTIAL CAGE, for 3.63:1 ratio	1	From axle nos. CG51495/CT2055 On
	RKC2802	DIFFERENTIAL CAGE, for 3.27:1 ratio	1	
58	21H5479	BOLT, crown wheel to cage	8	3.63:1 ratio
	144668	BOLT, crown wheel to cage	8	3.27:1 ratio
59	118977A	WASHER, locking, for 21H5479 bolts	8	3.63:1 ratio
60	GAC100	LOCTITE, for 144668 bolts	a/r	3.27:1 ratio
61	UKC4493	CROSS PIN	1	
62	134074	PLANET GEAR	2	up to axle nos. CG51494/CT2054
	UKC3365	PLANET GEAR	2	From axle nos. CG51495/CT2055 On
63		THRUST WASHER, planet gear	a/r	Up To axle nos. CG51494/CT2054
		(The range of thrust washers extends from 0.027" to 0.043" in increments of 0.002". See accessories catalogue for full details).		
		THRUST WASHER, planet gear	a/r	From axle nos. CG51495/CT2055 On
		(The range of thrust washers extends from 0.69mm (0.027") to 1.19mm (0.047") in increments of 0.05mm (0.002" approx.). See accessories catalogue for full details).		
64	134073	SUN GEAR	2	Up To axle nos. CG51494/CT2054
	UKC6281	SUN GEAR	2	From axle nos. CG51495/CT2055 On
65	ATA7039	THRUST WASHER, sun gear	2	
66	UKC3948	LOCATING PIN, for cross pin	1	
67	GHB105	BEARING, differential	2	
68	156082	SHIM, cage adjustment, 0.003"	a/r	
	156083	SHIM, cage adjustment, 0.005"	a/r	
	154921	SHIM, cage adjustment, 0.010"	a/r	
	154925	SHIM, cage adjustment, 0.020"	a/r	
69	519024	GEAR CASE ASSEMBLY	1	
70	060070	HOLLOW DOWEL	4	
71	104554	BOLT, end cap retaining	4	
72	GHF333	WASHER, locking	4	



Propshaft

ill	Part Number	Description	Req.	Details
81	TKC2498	PROPSHAFT	1	4 speed, To ACG13000
	RKC4517	PROPSHAFT	1	4 speed From ACG13001 On
	RKC3371	PROPSHAFT	1	5 speed, all ACG comm'. nos.
	PKC1979	PROPSHAFT	1	5 speed, all TCG & VIN nos.
	TKC2499	PROPSHAFT	1	Automatic To ACG13000
	RKC3401	PROPSHAFT	1	Automatic ACG13000 To TCG100000
	PKC1421	PROPSHAFT	1	Automatic TCG100001 To VIN 402026
	PKC1980	PROPSHAFT	1	Automatic (c) VIN 402027 On
82	GUJ101	U.J. ASSEMBLY, sealed, genuine	1	
	GUJ101Z	U.J. ASSEMBLY, sealed, reproduction	1	
	GUJ115	U.J. ASSEMBLY, greaseable, genuine	1	
	GUJ115Z	U.J. ASSEMBLY, greaseable, reproduction	1	
83	UKC6286	SCREW, front flange to gearbox	4	4 speed & automatic To VIN 402026
	FRC90	SCREW, front flange to gearbox	4	5 speed
	144961A	SCREW, front flange to gearbox	4	automatic From VIN 402027
84	GHF273	NUT, nyloc	4	4 speed & automatic
	GHF233	NUT, nyloc	4	5 speed
85	144961A	SCREW, rear flange to differential	4	4 speed & automatic To VIN 402026
	FRC90	SCREW, rear flange to differential	4	5 speed & automatic From VIN 402027
86	GHF273	NUT, nyloc	4	4 speed & automatic To VIN 402026
	GHF233	NUT, nyloc	4	5 speed & automatic From VIN 402027
87	UKC806	RETAINING STRAP	1	
88	UKC8268	BUMP STOP, propeller shaft	1	
89	UKC8413	DISTANCE TUBE, bump stop	2	
90	WC105001	WASHER, plain	2	
91	NY105041	NUT, nyloc	2	



**Rear Axle**

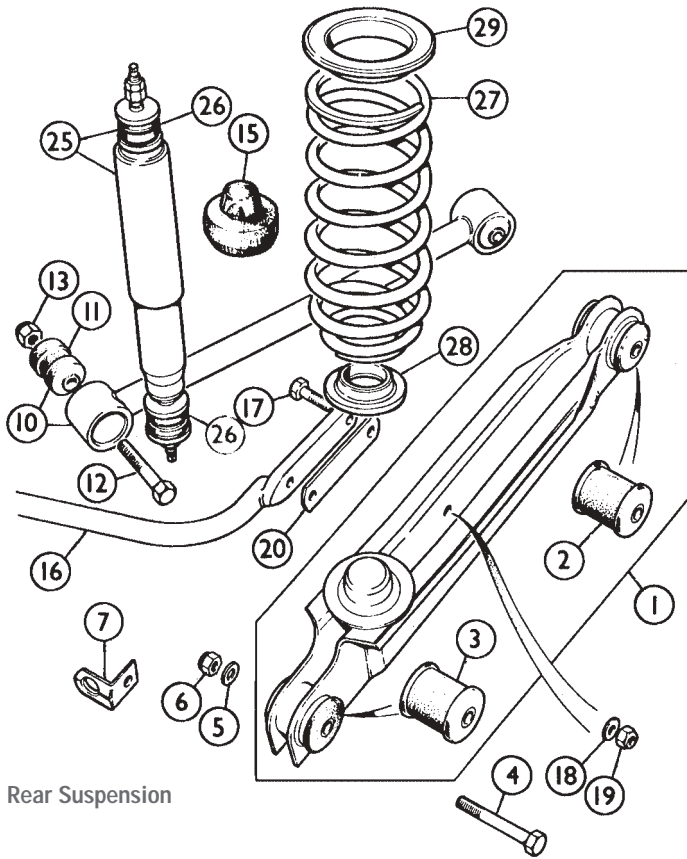
**All 5 Speed Gearbox & Automatics From (c) VIN 402001 On**

Ill	Part Number	Description	Req.	Details
1	TKC3553R	DIFFERENTIAL ASSEMBLY (Reconditioned exchange).	1	} 3.90:1 ratio
	ULC3005R	DIFFERENTIAL ASSEMBLY (Reconditioned exchange).	1	
	TKC3554R	DIFFERENTIAL ASSEMBLY (Reconditioned exchange).	1	
				} 3.45:1 ratio
				} 3.08:1 ratio
<p>3.90:1 ratio is the standard fitment for UK cars and UK market type cars (Eire, Hong Kong, New Zealand etc.) and European cars up to VIN 402027. European cars from VIN 402027 usually have a 3.45:1 ratio. All automatics fitted with this type of axle use the 3.08:1 ratio.                  Just to make doubly sure of what ratio your axle is, find the serial no. stamped on the underside of the centre differential casing. A 'CH' prefix denotes 3.90:1, whereas 'CL' signifies 3.45:1 and 'CM' is 3.08:1.</p>				
2	RKC133	AXLE CASING	1	To ACG13000
	RKC3336	AXLE CASING	1	from ACG13001 On
3	21H6060	BREATHER	1	
4	TKC1024	GASKET	1	
5	TKC1885	REAR COVER	1	
6	SH108161	SCREW, rear cover to axle casing	9	
7	GHF332	WASHER, locking	9	
8	SH108251	SCREW	1	
		(Hand brake cable bracket & rear cover to axle casing).		
9	GHF332	WASHER, locking	1	
10	GHF301	WASHER, plain	1	
11	UKC5256	BRACKET, handbrake cable to rear cover	1	
12	UKC26	OIL FILLER	1	
13	WF513	WASHER, fibre	1	
15	UKC6512	BRACKET, torque reaction, LH	1	
	UKC6513	BRACKET, torque reaction, RH	1	
16	SH108251	SCREW	4	
17	WP129	WASHER, plain	4	
18	GHF232	NUT, nyloc	4	
21	TKC2319	HALF SHAFT ASSEMBLY, LH	1	} all ACG commission nos. (no circlip groove)
	TKC2318	HALF SHAFT ASSEMBLY, RH	1	
	RKC4633	HALF SHAFT ASSEMBLY, LH	1	
	RKC4632	HALF SHAFT ASSEMBLY, RH	1	
				} all TCG & VIN commission nos. (with circlip groove)
22		HALF SHAFT, part of 21	2	
23		END COVER, part of 21	2	

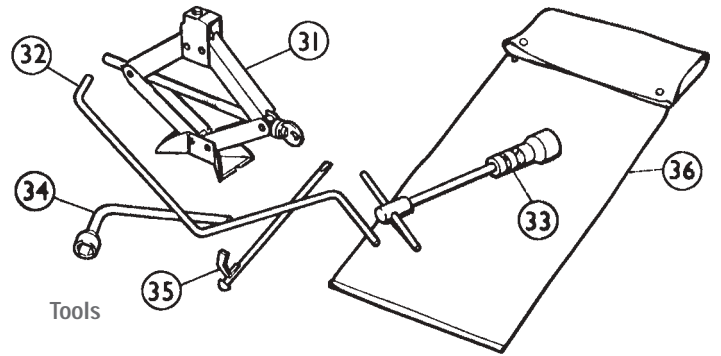
**Hub & Bearing Seal Kit**

The earlier half shafts TKC2318/9 originally used bearing kit GHK1019 (which is no longer available). These half shafts may be identified by an absence of the groove to take the bearing retaining circlip. The kit GHK1028 may be used to service the earlier half shaft design (just don't use the circlip included in the kit).

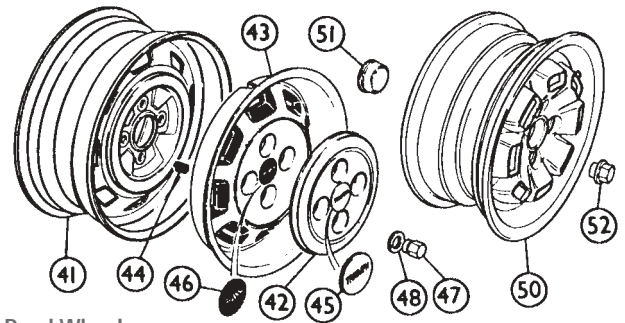
GHK1028	HUB BEARING & SEAL KIT	2	inc. items 24, 25, 26, 27, 28
24	ULC2350	SPACER, part of GHK1028	2
25		BEARING, part of GHK1028	2
26	GHS187	SEAL, outer, part of GHK1028	2
27	ULC2362	CIRCLIP, bearing retaining	2
28	GHS186	SEAL, inner	2
29	UKC2213	WHEEL STUD	8
30	UKC7079	NUT, nyloc, high tensile	1
31	142333	WASHER	1
32	UKC3877	FLANGE	1
33	TKC302	OIL SEAL HOUSING	1
34	SH110201	SCREW, housing to axle casing	4
35	GHF383	WASHER, locking	4
36	UKC2940	GASKET	1
37	UKC4995	OIL SEAL	1
40	UKC823	NUT, locking, pinion flange	1
41	539707A	BEARING, pinion tail	1
42	UKC979	COLLAPSIBLE SPACER	1
43	607181A	BEARING, pinion head	1
44		SHIM	a/r
<p>(The range of shims available extends from 1.25mm thick to 1.75mm, in increments of 0.1mm. See accessories catalogue for full details).</p>			
45	TKC3282	CROWN WHEEL & PINION, 3.90:1	1
	TKC2945	CROWN WHEEL & PINION, 3.08:1	1
	TKC2946	CROWN WHEEL & PINION, 3.45:1	1
50	RTC2061	DIFFERENTIAL ASSEMBLY	1
51	UKC963	BOLT, stretch, crown wheel to hub	8
52	RTC2271	PLANET GEAR KIT	1
53	102801	SHIM	2
55	UKC981	BEARING, carrier	2
56		SHIM	a/r
<p>(The range of shims available extends from 2.85mm thick to 3.41mm, in increments of 0.08mm. See accessories catalogue for full details).</p>			
57		CAP (part of item 2)	} supplied only as part of differential
58	BH112101	BOLT, securing caps to casing	



Rear Suspension



Tools



Road Wheels

### Rear Suspension

Ill	Part Number	Description	Req.	Details
1	RKC15*	LOWER LINK ASSEMBLY	2	4 speed gearbox and automatic To TCG100000
	RKC2136*	LOWER LINK ASSEMBLY	2	
	RKC4235	LOWER LINK ASSEMBLY	2	automatic From TCG100001 To VIN402000
	RKC4238	LOWER LINK ASSEMBLY	2	5 speed From TCG100001 On automatic From VIN 402001 On
2	ULC1580	BUSH, axle end	2	
3	ULC1579	BUSH, body end	2	
4	BH607241	BOLT, lower link attachment	4	
5	WC600071	WASHER, plain	4	
6	GHF224	NUT, nyloc	4	
7	UKC3951	BRACKET, handbrake cable	1	fitted to LH top axle mounting
10	UKC703	UPPER RADIUS ARM	2	
11	UKC5514	BUSH	4	
12	BH607241	BOLT, radius arm attachment	4	
13	GHF224	NUT, nyloc	4	
15	UKC2377	BUMP STOP, rear	2	To ACG35
	UKC6729	BUMP STOP, rear	2	From ACG35 On
16	TKC253	ANTI ROLL BAR, rear	1	
17	BH110121	BOLT	4	Anti Roll bar to lower link
18	GHF302	WASHER, plain	4	
19	GHF233	NUT, nyloc	4	
20	154447	SHIM, anti roll bar fitment	a/r	
25	GSA374	SHOCK ABSORBER, standard	2	
	TT3511	SHOCK ABSORBER, Spax adjustable	2	
	TT3512	SHOCK ABSORBER, Koni adjustable	2	
26	21A860	BUSH, shock absorber locating	8	
27	TKC2404	COIL SPRING	2	4 speed gearbox models
	TKC3300	COIL SPRING	2	5 speed gearbox models
28	UKC1108	CUP, lower, rubber	2	
29	UKC82	CUP, upper, rubber	2	

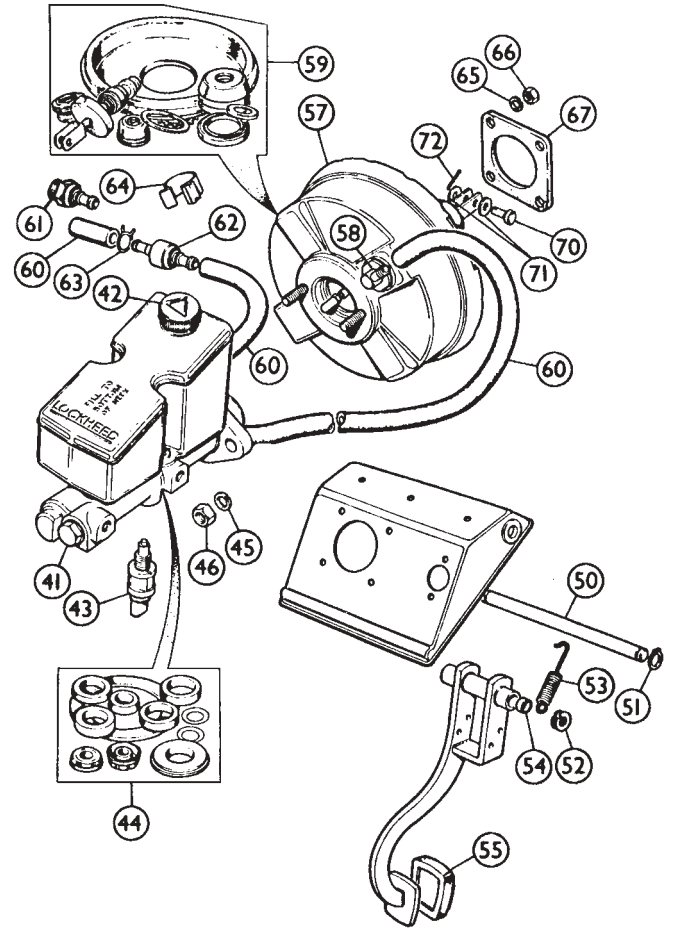
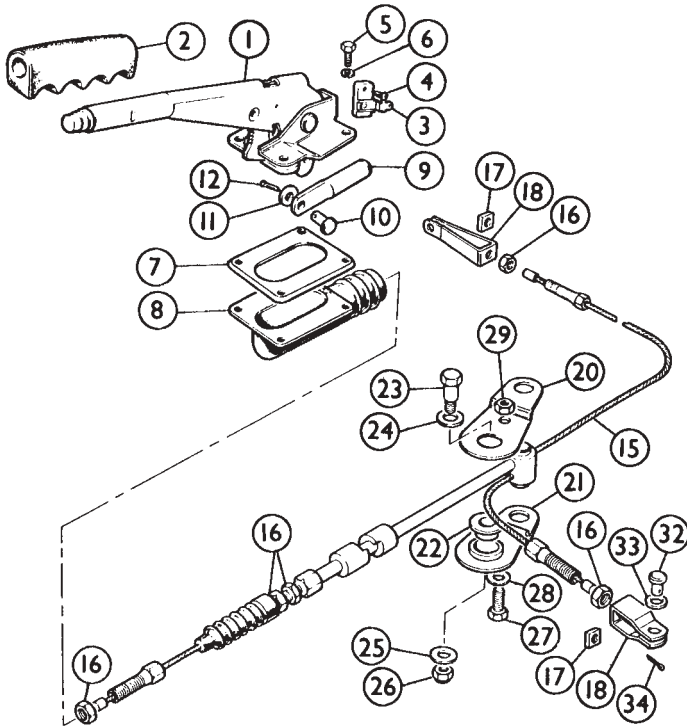
\*Note: RKC15 and RKC2136 do not include the anti-wind up stop fitted to the axle end of the later links listed next.

### Tools

31	311346	JACK	1	
32	UKC4389	JACK HANDLE	1	
33	GAT140	PLUG SPANNER & TOMMY BAR	1	
34	138514	WHEEL NUT SPANNER	1	
35	509816	COMBINATION TOOL	1	] can be used to lever up headlamps
36	821448	TOOL BAG, tool retaining	1	

### Road Wheels

41	151550	ROAD WHEEL, steel	5	
42	YKC555	HUB CAP, plastic, black	4	
	YKC554	HUB CAP, plastic, silver grey	4	
43	XKC3296	HUB CAP, plastic	4	From VIN 402001 On
44	ZKC476	SPRING, hub cap tensioning	16	
45	ZKC475	CENTRE MEDALLION, silver/blue	4	
46	ZKC3120	CENTRE MEDALLION, black/red	4	
47	UKC2198	WHEEL NUT	16	
48	UKC2199	WASHER, plastic	16	
50	RKC5210	ROAD WHEEL, alloy, silver	5	
51	UKC6877	CENTRE CAP	4	] alloy wheels only
52	UKC7197	WHEEL NUT	16	



**Handbrake**

Ill	Part Number	Description	Req.	Details
1	UKC3740	HANDBRAKE LEVER	1	
2	UKC3918	GRIP, handbrake lever, original	1	
	UKC3918B	GRIP, handbrake lever, alternative	1	
3	144432	SWITCH, handbrake warning	1	
4	AB604021	SCREW, switch securing	1	
5	SH106201	SCREW, plate retaining	4	
6	WL106001	WASHER, plain	4	
7	150993	PLATE	1	
8	UKC5278	COVER	1	
9	UKC89	CABLE CONNECTOR	1	
10	PJ8806	CLEVIS PIN	1	
11	GHF301	WASHER, plain	1	
12	GHF503	SPLIT PIN	1	
15	GVC1026	HANDBRAKE CABLE	1	4 speed & auto models To ACG13000
	GVC1025	HANDBRAKE CABLE	1	
	GVC1011	HANDBRAKE CABLE	1	All 5 speed models auto models From VIN 402001 On
16	NT605041	NUT, locking	5	
17	NQ2708	SQUARE NUT, fork end clamping	2	
18	152251	FORK END	2	
20	21H5253	FULCRUM LINK, upper	1	
21	21H5254	FULCRUM LINK, lower	1	
22	ACH5103	BUSH, fulcrum link	1	
23	UKC174	COLLAR BOLT	1	
24	WD600071	WASHER, plain	1	
25	GHF301	WASHER, plain	1	
26	GHF232	NUT, nyloc	1	
27	SH106201	SCREW, clamping	1	
28	GHF300	WASHER, plain	1	
29	GHF231	NUT	1	
32	PJ8806	CLEVIS PIN	2	4 speed models, auto models To VIN 402000

PJ8807	CLEVIS PIN	2	5 speed models, auto models From VIN 402001 On
33	GHF301	WASHER, plain	
34	GHF502	SPLIT PIN	2

**Brake Master Cylinder**

41	GMC217	MASTER CYLINDER	1	
42	513123A	FILLER CAP, master cylinder	1	
43	AAU2454	SWITCH, pressure failure warning	1	
44	GRK1004	REPAIR KIT,	1	set of seals for master cylinder
45	GHF332	WASHER, locking	2	
46	GHF201	NUT	2	

**Brake Pedal**

50	UKC104	PEDAL SHAFT	1	
51	506542	CIRCLIP, shaft retaining	2	
52	044630	WASHER, double coil	2	
53	UKC113	RETURN SPRING	1	
54	UKC101	BUSH, pedal	2	
55	150881	PEDAL RUBBER	1	all manual gearboxes

**Brake Servo Unit**

57	GSM122	SERVO UNIT	1	genuine Lockheed unit
58	37H8278	NON RETURN VALVE	1	
59	RTC1374	REPAIR KIT, for servo	1	
60	CRC2131A	HOSE, manifold to servo	1	
61	ADU1402	NON RETURN VALVE screws in to manifold	1	RHD
62	148479	NON RETURN VALVE, in line	1	LHD
63	CC5012	CLIP	4	
64	UKC5118	CLIP	1	
65	GHF382	WASHER, locking	4	
66	GHF213	NUT, servo securing	4	
67	CRC250	GASKET	1	
70	CLZ512	CLEVIS PIN	1	
71	GHF301	WASHER, plain	2	
72	GHF502	SPLIT PIN	1	

**Front Brakes**

Ill	Part Number	Description	Req.	Details
1	GBD602	BRAKE DISC	2	
2	BTA370	BOLT, disc to hub	8	
4	RTC1380R	CALIPER, RH, exchange only	1	
	RTC1379R	CALIPER, LH, exchange only	1	
5	GRK5008	REPAIR KIT, seals for one caliper	2	
6	LK3282-546	PISTON, caliper	4	
7	RTC1466A**	BLEED NIPPLE	1	
8	17H2460	ANTI- SQUEAL SHIM	4	
	17H2460X4	ANTI- SQUEAL SHIM SET (4 shims)	1	
10	GBP281	BRAKE PAD SET	1	
	GBP307AF	BRAKE PAD SET	1	
11	17H7963	CLIP, brake pad securing	2	
	17H7963X2	CLIP SET, 2 clips	1	
12	PS610241	SPLIT PIN, pad securing	4	
	GBK1010	SPLIT PIN SET, 4 pins	1	
13	UKC9572	BOLT, caliper securing, long	2	
14	UKC9571	BOLT, caliper securing, short	2	
15	WL112001	WASHER, locking	2	
16	UKC1146	SPACER	4	

**Rear Brakes**

When the five speed models appeared they utilised a stronger axle with larger brake shoes 9" x 1 3/4" drums (as opposed to the 4 speed 8" x 1 1/2" drums). The automatic gearbox model retained the 4 speed axle until VIN 402000 before changing over to the 5 speed rear axle.

**4 Speed Gearbox, Automatic Gearbox To (c) VIN 402000**

21	GDB101	BRAKE DRUM	2	
22	V5435	SCREW, drum securing	4	
23	RTC1524	BACK PLATE, RH	1	
	RTC1525	BACK PLATE, LH	1	
24	ATJ6590	BOLT, back plate securing	8	
25	GHF332	WASHER, locking	8	
26	GHF201	NUT	8	
27	GWC1213*	WHEEL CYLINDER	2	
28	GRK2014	REPAIR KIT, for one wheel cylinder	2	
29	RTC1526A**	BLEED NIPPLE	2	
30	37H4642	GASKET, wheel cylinder to back plate	2	
31	17H7949	CIRCLIP, wheel cylinder securing	2	
32	GBS794	SHOE SET, axle set	1	
33	AAU8992	ADJUSTER KIT, brake shoes	1	
34	GRSP1006	BRAKE SHOE FITTING KIT	1	
35	17H7993	RETAINING PIN	4	
36	504877	SPRING, pin tensioning	4	
37	17H4374	CUP, retaining pin and spring securing	4	
38	RTC1460	PULL OFF SPRING, upper	2	
39	RTC1461	PULL OFF SPRING, lower	2	
40	AEU1348	ACTUATOR	2	
41	RTC1455	BIAS SPRING, RH	1	
	RTC1456	BIAS SPRING, LH	1	
42	17H8057	DUST EXCLUDER, rubber	2	

**5 Speed Gearbox, Automatic Gearbox From (c) VIN 402001 On**

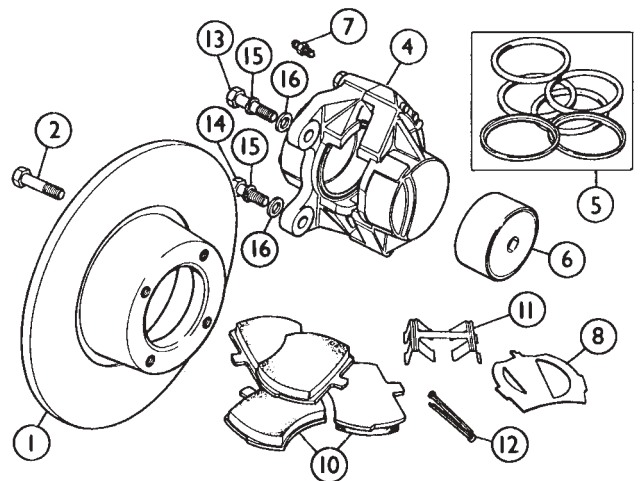
50	AAW4655	BRAKE DRUM	2	
51	800007	SCREW, drum securing	2	
52	AAU2214	BACK PLATE, RH	1	
	AAU2215	BACK PLATE, LH	1	
53	SH110281	BOLT, back plate securing	8	
54	GHF233	NUT	8	
57	GWC1212*	WHEEL CYLINDER	2	
58	GRK2004	REPAIR KIT, for one wheel cylinder	2	
59	RTC1526A**	BLEED NIPPLE	2	
60	37H4642	GASKET, wheel cylinder to back plate	2	
61	17H7949*	CIRCLIP, wheel cylinder securing	2	
62	GBS813AF	SHOE SET, axle set,	1	
63	AAU8994	ADJUSTER KIT, brake shoes	1	
64	GFK6702X	BRAKE SHOE FITTING KIT	1	
65	518724	RETAINING PIN	4	
66	17H7969	SPRING, pin tensioning	4	
67	27H8426	CUP, retaining pin and spring securing	4	
68	AAU6241	BRAKE SPRING, upper, RH	1	
	AAU6242	BRAKE SPRING, upper, LH	1	
69	AAU2210	PULL OFF SPRING	2	
70	AAU6247	TENSION SPRING	2	
71	AAU2212	ACTUATOR, RH	1	
	AAU2213	ACTUATOR, LH	1	
72	17H8057	DUST EXCLUDER, rubber	2	

\*Note: If you have trouble refitting the circlip on to the wheel cylinder - and have seen more than one flying off into the dark recesses of the garage never to be found again, then you will be pleased to discover that we stock a special tool that allows you to fit the circlips easily and efficiently.

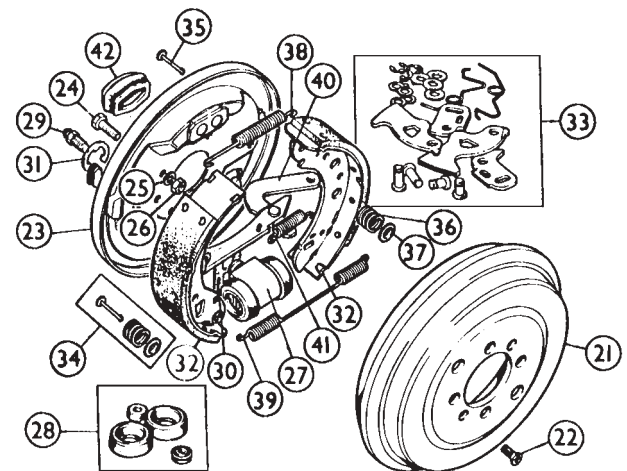
17H7949T	CIRCLIP TOOL	1
----------	--------------	---

\*\*Note: To stop the wheel cylinder or caliper bleed nipple seizing (normally only removable only with mole grips), we recommend a dab of Anti Seize Compound. Use this copper based product for all nut and bolt black-spots. 10 fluid ounce can with integral brush.

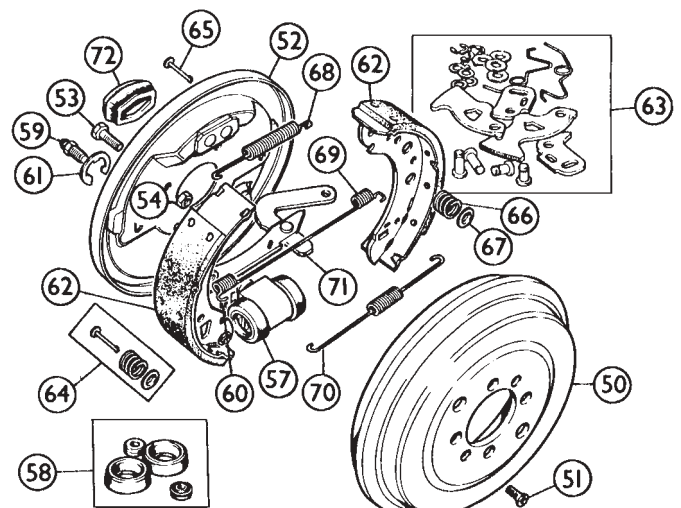
153317	ANTI-SEIZE COMPOUND	a/r
--------	---------------------	-----



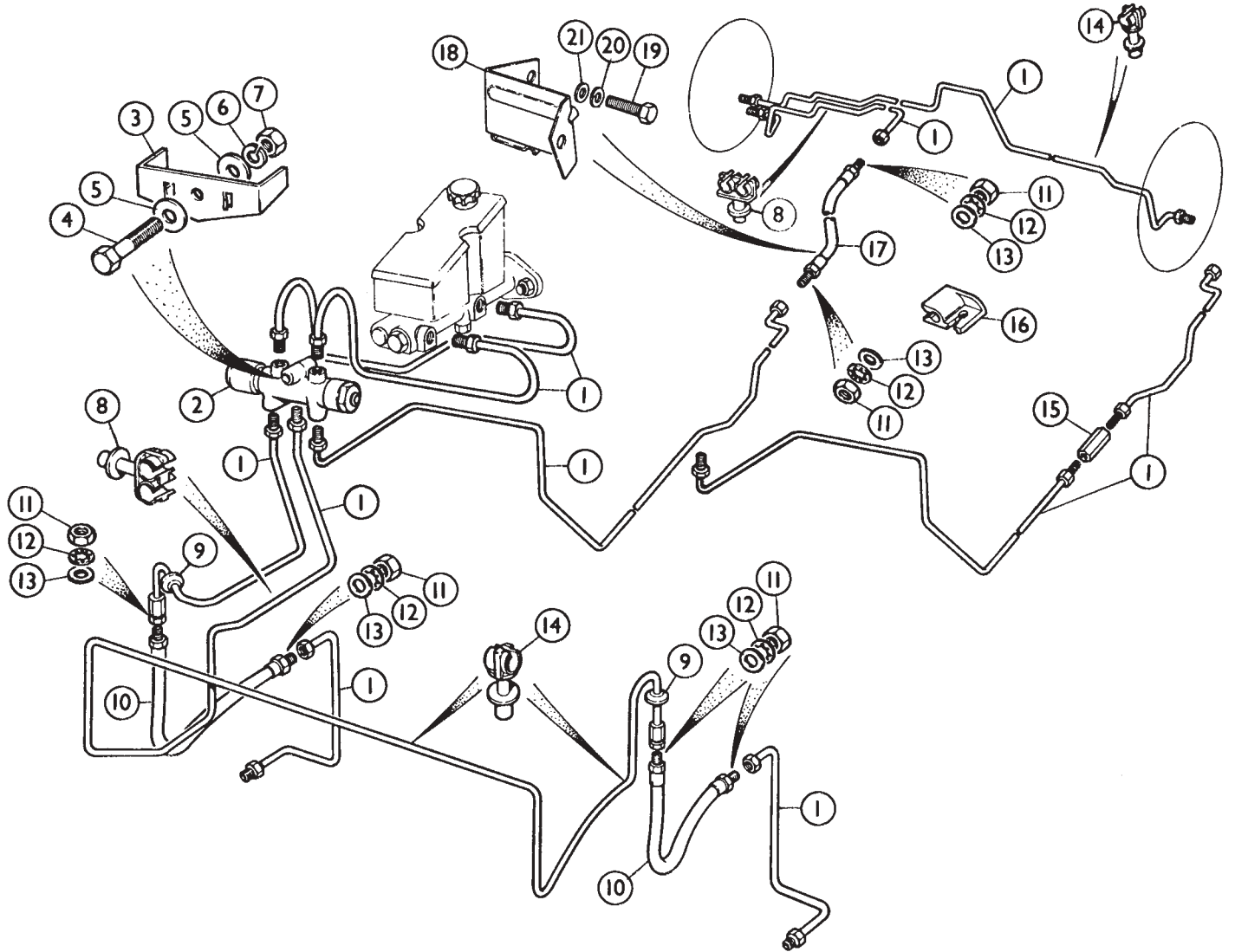
Front Brakes



Rear Brakes, 4 Speed Gearbox



Rear Brakes, 5 Speed Gearbox



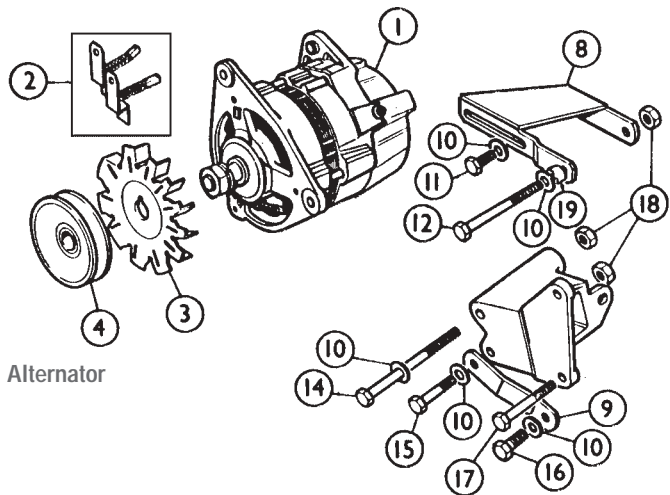
**Brake Pipes**

ill	Part Number	Description	Req.	Details
1	HGB6234	BRAKE PIPE KIT	1	RHD
	HGB6234L	BRAKE PIPE KIT	1	LHD
2	TKC3667	PRESSURE REDUCING VALVE	1	
3	UKC3550	BRACKET	1	
4	BH108111	BOLT, valve to strut turret	1	
5	WC108051	WASHER, plain	2	
6	GHF382	WASHER, locking	1	
7	GHF213	NUT	1	
8	625521A	PIPE CLIP, double	a/r	
9	UKC4498	GROMMET	2	
10	GBH418	HOSE, flexible, front, rubber	2	
	TT3540**	HOSE, flexible, front	2	stainless steel braided
11	FAM3658	NUT	6	
12	WE110001	WASHER, shakeproof	6	
13	WB110061	WASHER, plain	6	
14	GHF1192	PIPE CLIP, single	a/r	
15	UKC8430*	CONNECTOR	1	

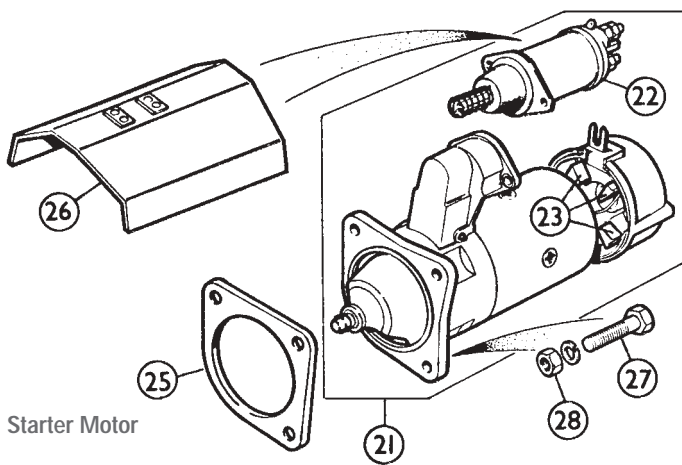
\*Note: This connector was not always fitted, early & very late models used only one pipe from the pressure reducing valve to the flexible hose at the rear.

16	ZKC925	PIPE CLIP	a/r	
17	GBH219	HOSE, flexible, rear, rubber	1	rubber
	TT3842**	HOSE, flexible, rear (uprated)	1	stainless steel braided
18	ZKC2245	BRACKET	1	
19	SH108201	SCREW	2	
20	GHF382	WASHER, locking	2	
21	GHF301	WASHER, plain	2	

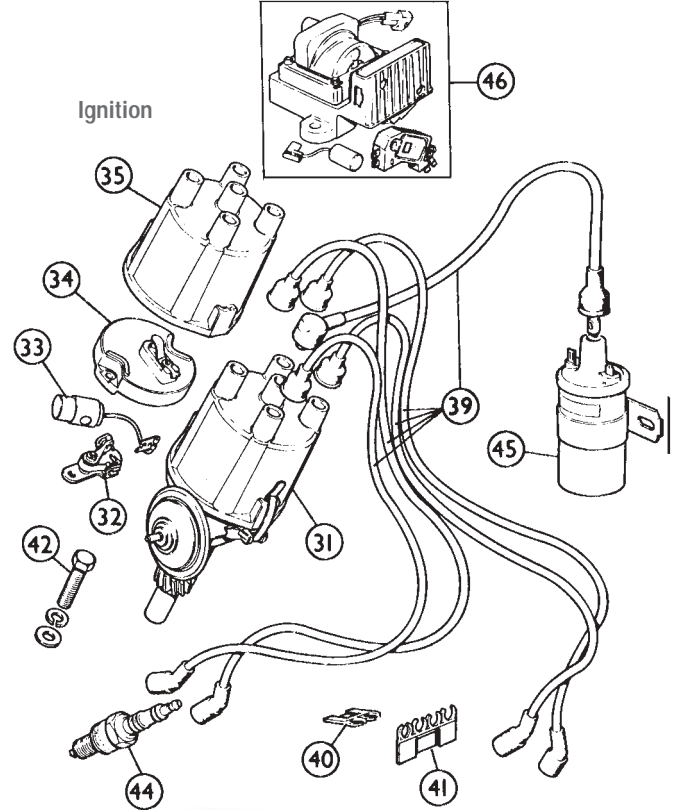
\*\*Note: The stainless steel hoses offered are alternatives to the original rubber ones that tend to expand under pressure as they get older. The result of this expansion is that the brakes become less effective and you have to push even harder to get the car to stop (by which time the hoses have taken on the appearance of long balloons). If your brakes are spongy you can put this expansion theory to the test by locking a pair of pipe pliers over one of the hoses. This stops the expansion and will be noted by a firmer brake. We think you would agree therefore, that stainless steel braided hoses are a critical part of the braking system, because the braiding physically stops the hose from expanding, forcing the fluid all the way down into the caliper or wheel cylinder.



Alternator



Starter Motor



'Newtronic' Ignition Kit



**Alternator**

Ill	Part Number	Description	Req.	Details
1	GXE2229	ALTERNATOR, 17 ACR (Exchange, rebuilt).	1	heater fitted cars only alternatives
	GXE2247	ALTERNATOR, 20 ACR (Exchange, rebuilt).	1	
	RKC2804	ALTERNATOR, 25 ACR (Exchange, rebuilt).	1	
2	GGB504	CARBON BRUSH SET	1	17 ACR models
3	AAU3956A	FAN, alternator cooling	1	
	605410A	FAN, alternator cooling	1	20 & 25 ACR models
4	AEU1238	PULLEY, alternator driving	1	
8	UKC4390	ADJUSTING LINK	1	
9	UKC4365	SUPPORT LINK	1	heater fitted cars
	UKC6817	SUPPORT LINK	1	air conditioning cars
	GHF302	WASHER, plain	5	
	SH108161	SCREW, adjusting link	1	
	BH605361	BOLT, pivot for adjusting link	1	
	BH605401A	BOLT, alternator pivoting	1	
	BH605151	BOLT, support link	1	
	GHF103	SCREW, support link	1	
	BH605201	BOLT, mounting bracket to engine	2	
	GHF222	NUT, nyloc	6	
	UKC3369	SPACER, adjuster link pivot bolt	1	

**Starter Motor**

21	GEU4469	STARTER MOTOR, exchange rebuilt	1
22	NAF10001	SOLENOID	1
23	GSB108	CARBON BRUSH SET	1
25	UKC6163	MOUNTING SHIM	a/r
26	UKC3492	HEAT SHIELD	1
27	BH606201	BOLT, starter attaching	3
28	GHF202	NUT	3

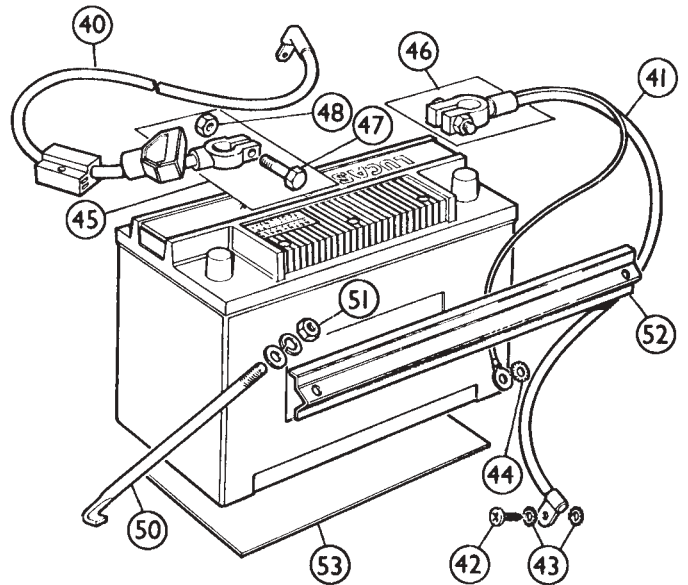
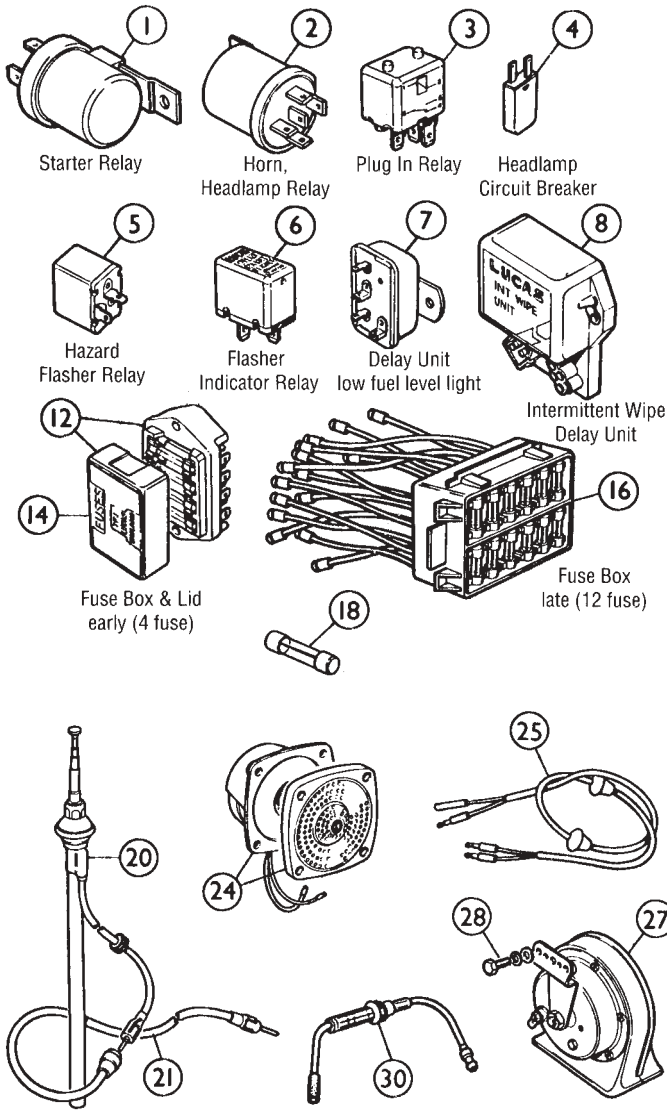
**Ignition**

31	RKC66R	DISTRIBUTOR, AC Delco exchange rebuilt	1	European models
32	GCS106	CONTACT SET, points	1	
33	GSC104	CONDENSER	1	
34	GRA111	ROTOR ARM	1	
35	GDC110	DISTRIBUTOR CAP	1	
39	GHT167	H.T. LEAD SET, (41cm coil lead)	1	7mm cable
	TT1572	H.T. LEAD SET, (41cm coil lead)	1	8mm silicone cable
	GHT183	H.T. LEAD SET, (71mm coil lead)	1	7mm cable
	TT15721	H.T. LEAD SET, (71mm coil lead)	1	8mm silicone cable
40	148672	CLIP, holds two 7mm cables	a/r	
41	148673	CLIP, holds four 7mm cables	a/r	
	GHT1	CLIP, holds four 8mm cables	a/r	
42	HU706P	SCREW, distributor locking	1	
44	N12YCC	SPARK PLUG, Champion	4	alternatives
	BP5ES	SPARK PLUG, NGK	4	
45	GCL132	COIL, contact breaker points	1	European models
46	PKC478	COIL, electronic ignition	1	non-European models

**'Newtronic' Ignition Kit**

As an alternative to points that 'wear & burn', we can supply an ignition system which improves spark strength, needs no adjustment once fitted and improves performance & fuel consumption. Newtronic (formerly Piranha) offers all the benefits of a full electronic ignition system utilising an optical trigger pick-up, operated via a scanning disc mounted on the distributor shaft. Kits include: power pack, switch, and adaptor kit.

TT2974	'Newtronic' Ignition Kit	1
--------	--------------------------	---



**Battery**

Ill	Part Number	Description	Req.	Details
40	TKC3840	CABLE, positive	1	RHD
	UKC516	CABLE, positive	1	LHD
41	ULC1673	CABLE, negative	1	
42	SH106141	SCREW, negative earth	1	
43	WE106001	WASHER, shakeproof	2	
44	WE607	WASHER, shakeproof	1	
45	GHF2755	CLAMP ASSEMBLY, positive	a/r	} for repair purposes only
46	GHF2750	CLAMP ASSEMBLY, negative	a/r	
47	518903	BOLT, square headed	2	
48	GHF208	NUT	2	
50	610798	'J' BOLT, battery securing	2	
51	GHF200	NUT	2	} alternatives
	132068	WING NUT	2	
52	157910	ANGLE STRAP, battery securing	1	
53	613155	PAD, battery shelf	1	

**Miscellaneous Electrics**

Ill	Part Number	Description	Req.	Details	
1	UKC7219	RELAY, starter	1		
2	DAC1028	RELAY	a/r		
	AHU1061	RELAY, air conditioning	a/r	bracket mounted type	
3	YWB10032	RELAY, air conditioning	a/r	plug in type, alternative to above	
4	151244	CIRCUIT BREAKER, headlamps	1		
5	GFU2204	HAZARD FLASHER UNIT	1		
6	GFU2124	FLASHER UNIT	1	RHD	
	GFU2126	FLASHER UNIT	1	LHD (not USA)	
7	UKC7096	DELAY UNIT, low fuel level warning light	1		
8	AAU7087A	DELAY UNIT, intermittent wiper	1		
12	138690A	FUSE BOX ASSEMBLY (early models)	1	4 fuses	
14	37H4727A	LID, fuse covering	1		
16	AAU7228	FUSE BOX ASSEMBLY (late models)	1	12 fuses	
18	GFS3010	FUSE, 10 amp	a/r	} pack of five	
	GFS3015	FUSE, 15 amp	a/r		
	GFS3025	FUSE, 25 amp	a/r		
	GFS35X	FUSE, 35 amp	a/r		single
	GFS3035	FUSE, 35 amp	a/r		pack of five
	GFS50X	FUSE, 50 amp	a/r		single
	GFS3050	FUSE, 50 amp	a/r		pack of five
20	AJM1112	AERIAL	1		
21	ZKC533	EXTENSION LEAD, for aerial	1		
24	RKC5518	LOUDSPEAKER & GRILLE	a/r		
25	UKC5720	EXTENSION LEAD, loudspeaker	a/r		
27	GGE101	HORN, high note	1		
	GGE102	HORN, low note	1		
28	SH106201	SCREW, horn attaching	4		
30	UKC4446	FUSE HOLDER, in-line			

**Engine "Misfire"?**

If your engine begins to misfire, cuts off intermittently and finally won't run at all, the cause could be a broken low tension lead (the thin wire from the ignition coil to the side of the distributor). The wire conductors in these tend to break under the insulation just above the clip, so they may appear to be in good condition when in fact they won't work at all.

**Setting Ignition Timing**

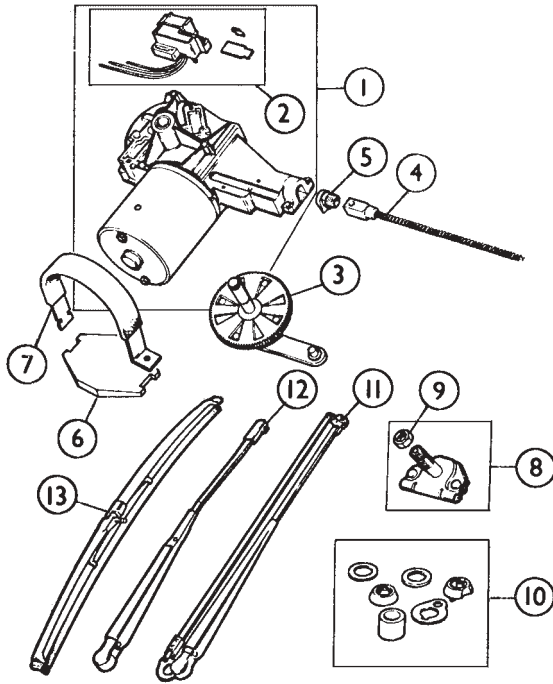
Setting the ignition timing after a tune-up is simply done. With the engine running at a fast idle speed, adjust the distributor for maximum RPM. and then retard the timing to give a drop of 100 RPM. in engine speed.

**Engine develops a will of its own!**

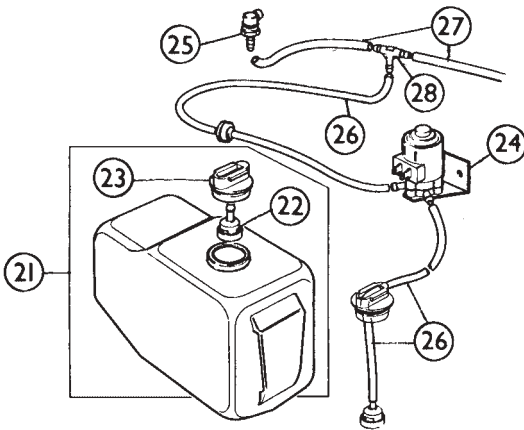
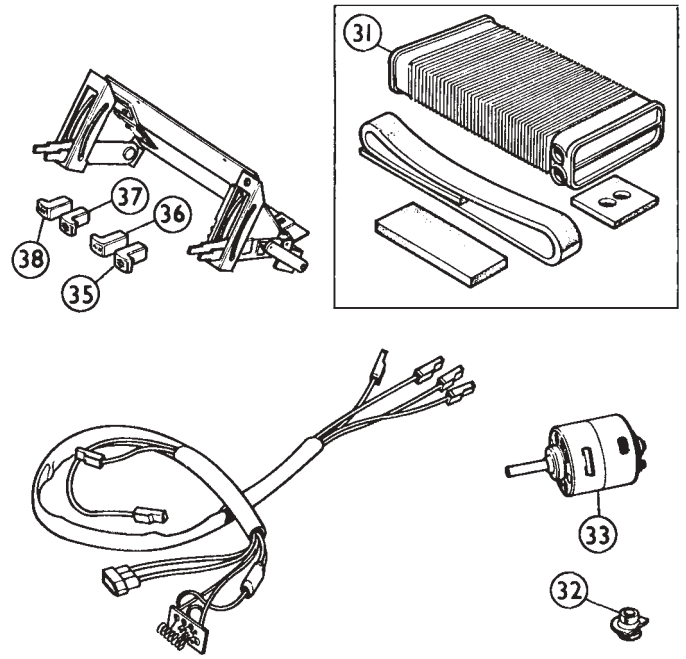
If you are driving down the road and the engine suddenly dies on you and in desperation (when you realise that your mobile is still in the kitchen) you run around trying to find a phone box that works, you call your best friend who knows about TR's and ask him to come out and rescue you. He arrives and says "Now what's wrong with the car?". He turns the key and it starts. You :

- A) Develop a red face.
- B) Are frustrated to hell.
- C) Wish you could sell the car because you know it died on you.

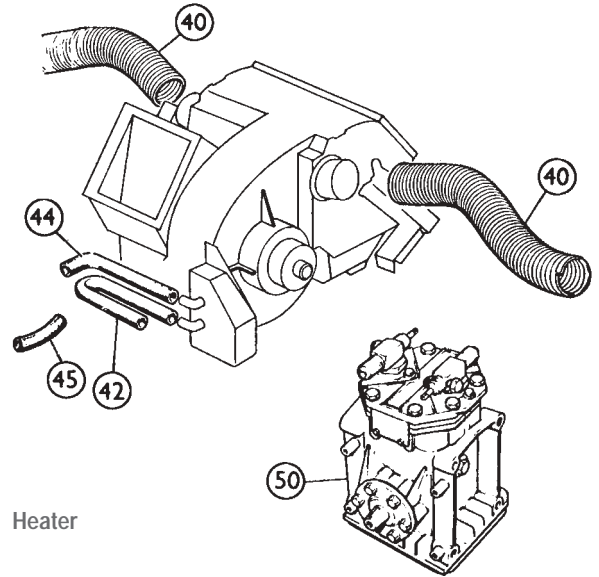
You happily drive down the road to find that within the next 15 miles or so the same thing happens again. There is a good chance that this sequence of events is caused by the condenser failing to work when it warms up. For the sake of a pound or two we would always consider it worthwhile keeping a spare one in the tool kit.



Wipers



Screen Washer



Heater

**Wipers**

Ill	Part Number	Description	Req.	Details
1	GXE7710	WIPER MOTOR, rebuilt, exchange,	1	Gear not included
2	012453A	PARKING SWITCH	1	
3	RTC1857	DRIVEN GEAR & CRANK	1	
4	012454A	WIPER RACK	1	
5	37H3694	FERRULE	1	
6	150844A	MOUNTING PAD	1	
7	UKC2442	STRAP, motor securing	1	
8	AAU6865	WHEELBOX	2	
9	AAU6865NT	NUT, wheelbox attaching	2	
10	AAU6866	BEZEL & BUSH KIT	1	
11	UKC5911	WIPER ARM, drivers side	1	RHD
	UKC5912	WIPER ARM, drivers side	1	LHD
12	UKC5913	WIPER ARM, passenger side	1	RHD
	UKC5914	WIPER ARM, passenger side	1	LHD
13	GWB346	WIPER BLADE, drivers side, 18"	1	
	GWB345	WIPER BLADE, passengers side, 16"	1	

**Screen Washer**

21	YKC961	SCREEN WASHER BOTTLE	1	
22	GWW506	NON RETURN VALVE	1	
23	GWW951	LID	1	

24	GWW125	PUMP	1	
25	GWW802	JET, chrome	2	alternatives
	DRC1021A	JET, black	1	
26	GWW202M	TUBING, 4mm, sold per metre	a/r	
27	GWW201M	TUBING, 3mm, sold per metre	a/r	
28	GWW404	'T' PIECE	1	

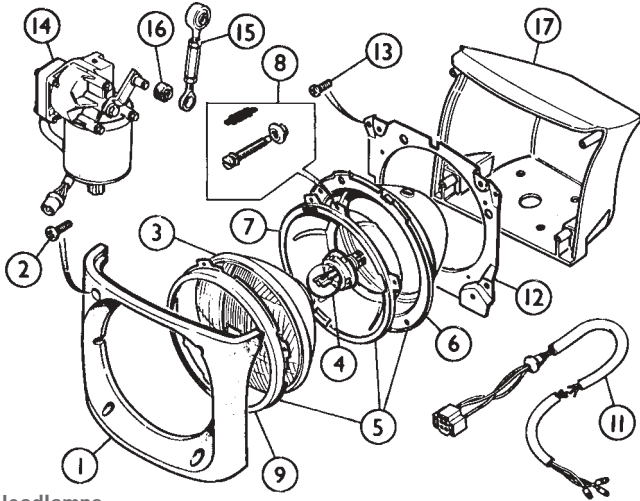
**Heater**

**Non Air Conditioned Models Only**

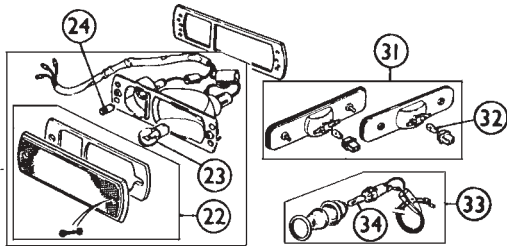
31	DZB3226	HEATER MATRIX	1	
32	DZB3255	SEALING WASHER	4	matrix to heater tubes
33	DZB3159	HEATER MOTOR	1	
35	ZKC1219	CONTROL KNOB, flow/direction	1	demister/car
36	ZKC4011	CONTROL KNOB, fan	1	
37	ZKC1220	CONTROL KNOB, heat adjustment	1	
38	ZKC1222	CONTROL KNOB, centre fresh air vents	1	
40	715036	AIR VENT HOSE	2	
42	UKC6775	WATER HOSE, cylinder head to heater	1	
44	UKC3895	WATER HOSE, tube to heater	1	
45	UKC4457	WATER HOSE, pump to tube	1	

**Air Conditioned Models Only**

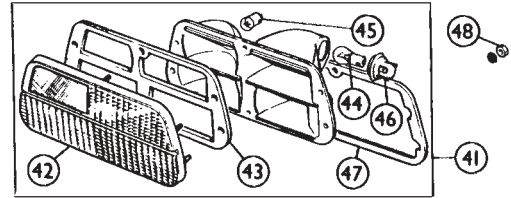
50	RKC3377	AIR COMPRESSOR	1	
----	---------	----------------	---	--



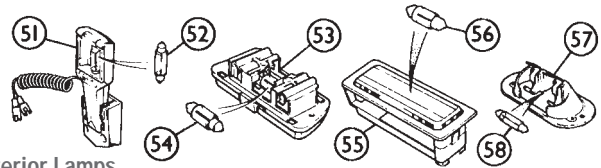
Headlamps



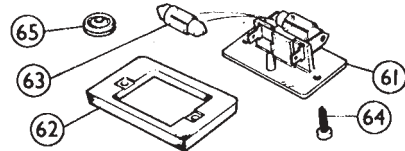
Front Side Lamp & Marker Lamps



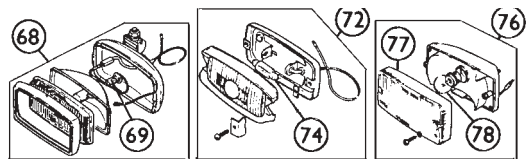
Rear Lamps



Interior Lamps



Number Plate Lamps



Fog Lamps

**Headlamps**

Ill	Part Number	Description	Req.	Details
1	WKC1200	RUBBER FACING, RH	1	
	WKC1201	RUBBER FACING, LH	1	
2	SE105141	SCREW,	8	rubber facing to m/panel
3	XBC103360	LAMP UNIT, sealed beam, 50/75W	2	RHD
	27H4146A	LAMP UNIT, separate bulb type	2	LHD (not USA)
4	GLB410	BULB, clear	2	LHD (not France)
	GLB411	BULB, cadmium yellow	2	LHD (France only)

For those of you who wish to see where they are going on dark nights - consider fitting a pair of Quartz Halogen replacement headlamps. Our kits include lamp units, standard halogen bulbs & instructions.

	GAC4022	QUARTZ HALOGEN HEADLAMP KIT	1	RHD
	WPS4695	QUARTZ HALOGEN HEADLAMP KIT	1	LHD
	GLB472	HALOGEN BULB (standard)	2	for replacement Headlamp Kits
	GLB472BLU	HALOGEN BULB (Blue Tinted)	2	
	GLB472X	XENON BULB (Super White)	2	
5	27H8263X	BUCKET, BOWL & RIM	2	
6	SML3	BUCKET	2	
7	SML4	INNER BOWL	2	
8	BHM7058	ADJUSTER KIT	2	
9	515218A	RIM	2	
11	BAU2110	CABLE & PLUG	2	
12	YKC682	MOUNTING PANEL, RH	1	
	YKC683	MOUNTING PANEL, LH	1	
13	SL105121	SCREW,	8	m/panel to lamp pod
14	RKC822E	LIFTING MOTOR, round plug	2	exchange, rebuilt
	PKC1287E	LIFTING MOTOR, square plug	2	
15	RTC1992	HEADLAMP HINGE LINK	2	
16	ZKC1143	BUSH, for hinge link	2	
17	WKC1232	LAMP POD, RH	1	
	WKC1230	LAMP POD, LH	1	

**Front Side Lamps & Marker Lamps**

21	TKC3739	SIDE LAMP & INDICATOR, RH	1	European
	TKC3740	SIDE LAMP & INDICATOR, LH	1	
22	RTC1794	LENS, white & amber, RH	1	USA
	RTC1795	LENS, white & amber, LH	1	
	RTC1381	LENS, amber, RH	1	
	RTC1382	LENS, amber, LH	1	
	RTC1792	LENS, white, RH	1	
	RTC1793	LENS, white, LH	1	
	RTC1793	LENS, white, LH	1	
23	GLB382	BULB, indicator, 21W	2	
24	GLB989	BULB, side lamp, 5W	2	

31	TT7862	SIDE MARKER LAMP SET	1	inc. bulbs & bulb holders
32	GLB504	BULB, 3W	a/r	
33	UKC1763	SIDE INDICATOR REPEATER	a/r	LHD, button type
34	GLB6501	BULB, 5W	a/r	

**Rear Lamps**

41	TKC232	REAR LAMP ASSEMBLY, RH	1	UK and European
	TKC231	REAR LAMP ASSEMBLY, LH	1	
42	RTC1445	LENS, RH	1	
	RTC1446	LENS, LH	1	
43	RTC1446G	GASKET, lens to backplate	1	
44	GLB382	BULB, 21W, stop, flash, reverse	a/r	
45	GLB207	BULB, 5W, tail	a/r	
46	24G6793	BULB HOLDER	a/r	
47	UKC493	GASKET, backplate to body	2	
48	NH105041	NUT, lamp retaining	12	

**Interior Lamps**

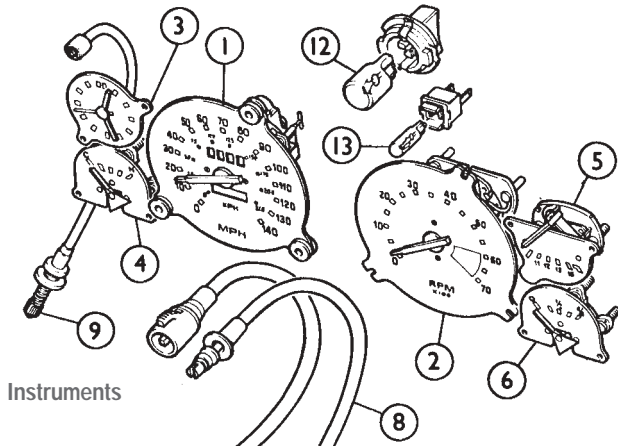
51	UKC8336	MAP READING LAMP	1	alternatives
	GLB239	BULB, map reading lamp	1	
53	13H9732	INTERIOR LAMP	1	
54	GLB272	BULB, interior lamp	1	
55	TKC3851	DOOR LAMP, chrome edged	2	alternatives
	TKC5051	DOOR LAMP, black edged	2	
56	GLB239	BULB, door lamp	2	
57	151353	BOOT LAMP	1	
58	GLB256	BULB, boot lamp	1	

**Number Plate Lamp**

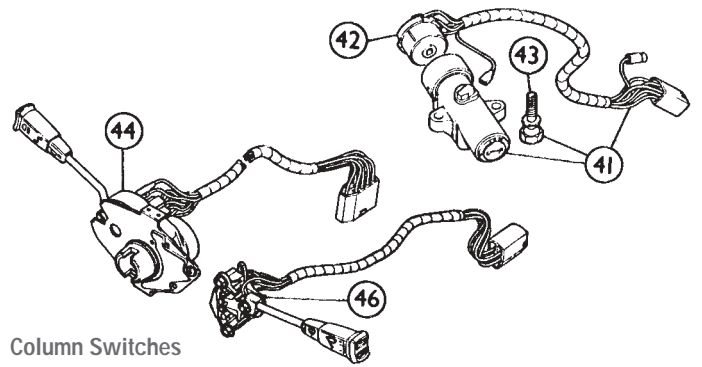
61	DRC276	NUMBER PLATE LAMP	2
62	632002	PLINTH, for number plate lamp	2
63	GLB239	BULB	2
64	DRC5432	SCREW, lamp attaching	4
65	061917	GROMMET, cables	2

**Fog Lamps**

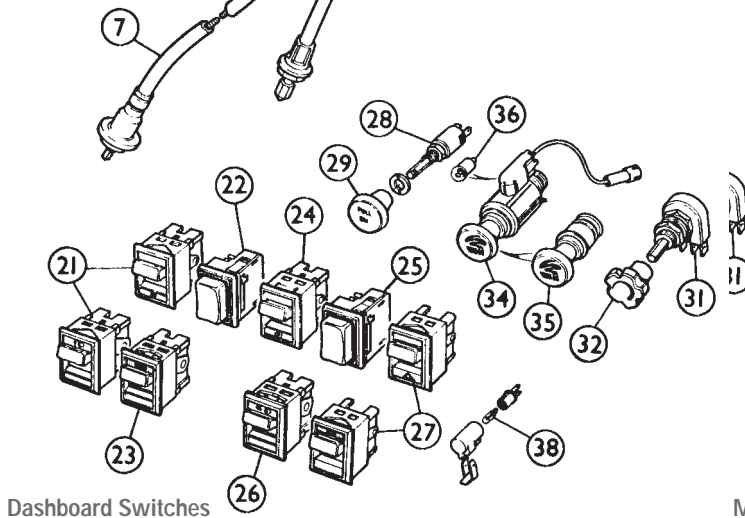
68	TKC3745	FRONT FOG LAMP	a/r
69	GLB453	BULB, H1 Halogen	2
72	UKC3994	REAR FOG LAMP, Wipac	2
74	GLB273	BULB, festoon type, 21W	2
76	UKC9199	REAR FOG LAMP, Cibie	2
77	AAU5143	LENS ONLY	2
78	GLB382	BULB, bayonet type, 21W	2



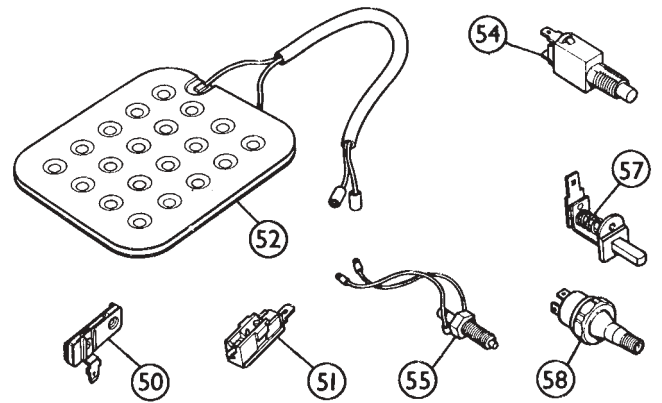
Instruments



Column Switches



Dashboard Switches



Miscellaneous Switches

**Instruments**

Ill	Part Number	Description	Req.	Details
1	TKC4568	SPEEDOMETER, MPH	1	cable reset type
	TKC4569	SPEEDOMETER, KPH	1	
	AEU1629	SPEEDOMETER, MPH	1	push reset type
	AEU1630	SPEEDOMETER, KPH	1	
2	TKC2510	TACHOMETER	1	
3	UKC2408	TIME CLOCK	1	cable reset type
	AEU1635	TIME CLOCK	1	
4	AEU1633R	TEMPERATURE GAUGE	1	push reset type
5	AEU1634R	VOLTMETER	1	
6	AEU1632R	FUEL GAUGE	1	
7	GSD287	SPEEDOMETER CABLE	1	To VIN 402026
	GSD388	SPEEDOMETER CABLE	1	From VIN 402027
8	UKC2410	SPEEDO RESET CABLE	1	use with 'cable reset' instruments
9	UKC2413	CLOCK RESET CABLE	1	
	AEU1808	SPEEDO RESET	1	use with 'push reset' instruments
	AEU1807	CLOCK RESET	1	
12	GLB504	BULB, instrument illumination	4	
13	GLB286	BULB, warning light illumination	10	

**Switches**

**Dashboard Switches**

21	TKC5089*	SWITCH, master light	1	
*Note: The terminals require modification when fitting to cars up to VIN 200000.				
22	UKC500	SWITCH, heater rear window, push type	1	coupe only
23	TKC3965	SWITCH, heater rear window, toggle type	1	To VIN 200000
	TKC5054	SWITCH, heater rear window, toggle type	1	From VIN 200001 To VIN 402000
	TKC5087	SWITCH, heater rear window, toggle type	1	From VIN 402001
24	UKC499	SWITCH, front fog light, toggle type	1	To ACG25000
25	UKC501	SWITCH, rear fog light, push type	1	
26	TKC3964	SWITCH, rear fog light, toggle type	1	From ACG25001 To VIN 200000

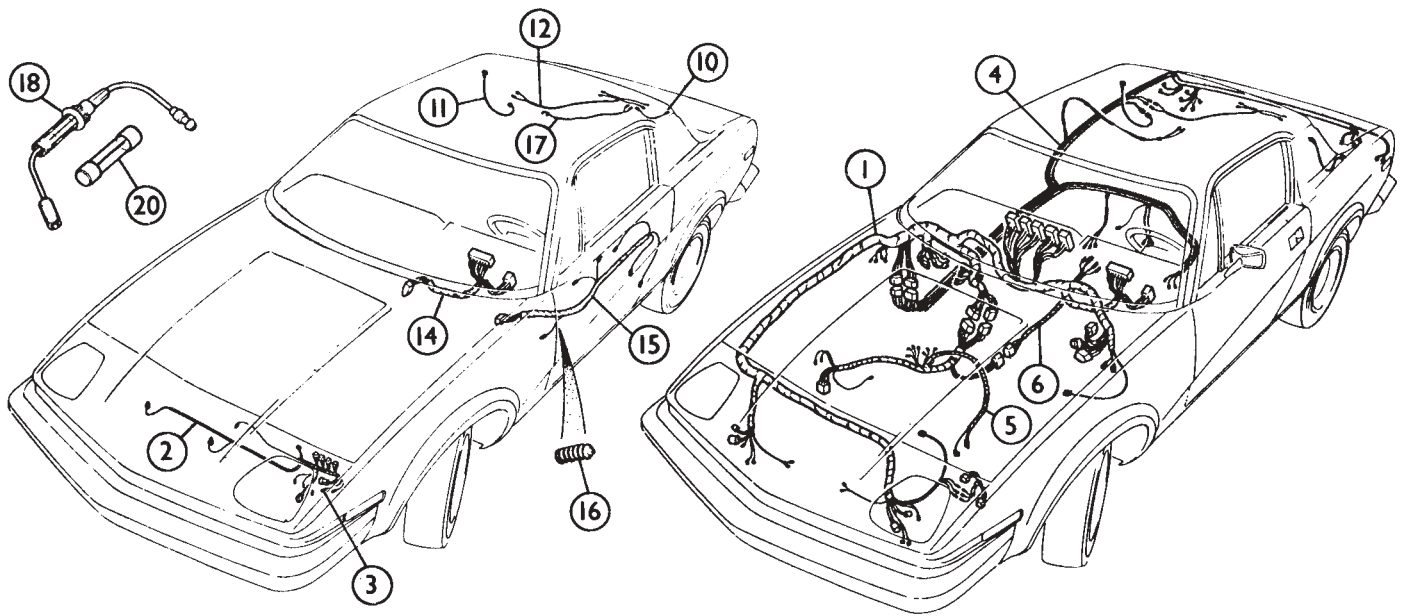
TKC5053	SWITCH, rear fog light, toggle type	1	From VIN200001 To VIN 402000	
TKC6254	SWITCH, rear fog light	1	From VIN 402001	
27	TKC5088	SWITCH, hazard flasher	1	
28	BHA4280	SWITCH, air conditioning, push/pull	1	if fitted
29	715390	KNOB, air conditioning switch	1	
31	BHA5047	RHEOSTAT SWITCH (alternative)	1	Instrument illumination
	BHA4278	RHEOSTAT SWITCH (alternative)	1	
32	715389	KNOB, rheostat switch	1	
34	ZKC1152	CIGAR LIGHTER ASSEMBLY	1	
35	AJM1253	POP-OUT UNIT, cigar lighter	1	
36	GLB643	BULB, cigar lighter illumination	1	
38	GLB286	BULB, switch panel illumination	2	

**Column Switches**

41	RKC3982	IGNITION SWITCH & LOCK	1	RH fixing
	RKC3983	IGNITION SWITCH & LOCK	1	LH fixing
42	218959	IGNITION SWITCH & WIRING	1	
43	152597	SHEAR BOLT	2	
44	RTC1791	INDICATOR SWITCH	1	RH side of column
	AEU1473	INDICATOR SWITCH	1	LH side of column
46	AEU1278	WIPER & WASH SWITCH	1	LH side of column
	AAU8842	WIPER & WASH SWITCH	1	RH side of column To TCG100000
	AEU1534	WIPER & WASH SWITCH	1	

**Miscellaneous Switches**

50	144432	SWITCH, handbrake warning light	1	
51	137607	SWITCH, choke warning light	1	
52	158534	SWITCH, seat belt warning light	2	pressure type
54	134529	SWITCH, brake light operating	1	
55	GAE191A	SWITCH, reverse light operating	1	original type
	GAE191B	SWITCH, reverse light operating	1	reproduction
57	YKC940	SWITCH, door courtesy light	2	
	AAU1876A	SWITCH, boot light	1	
58	GPS117	SWITCH, oil pressure warning light	1	

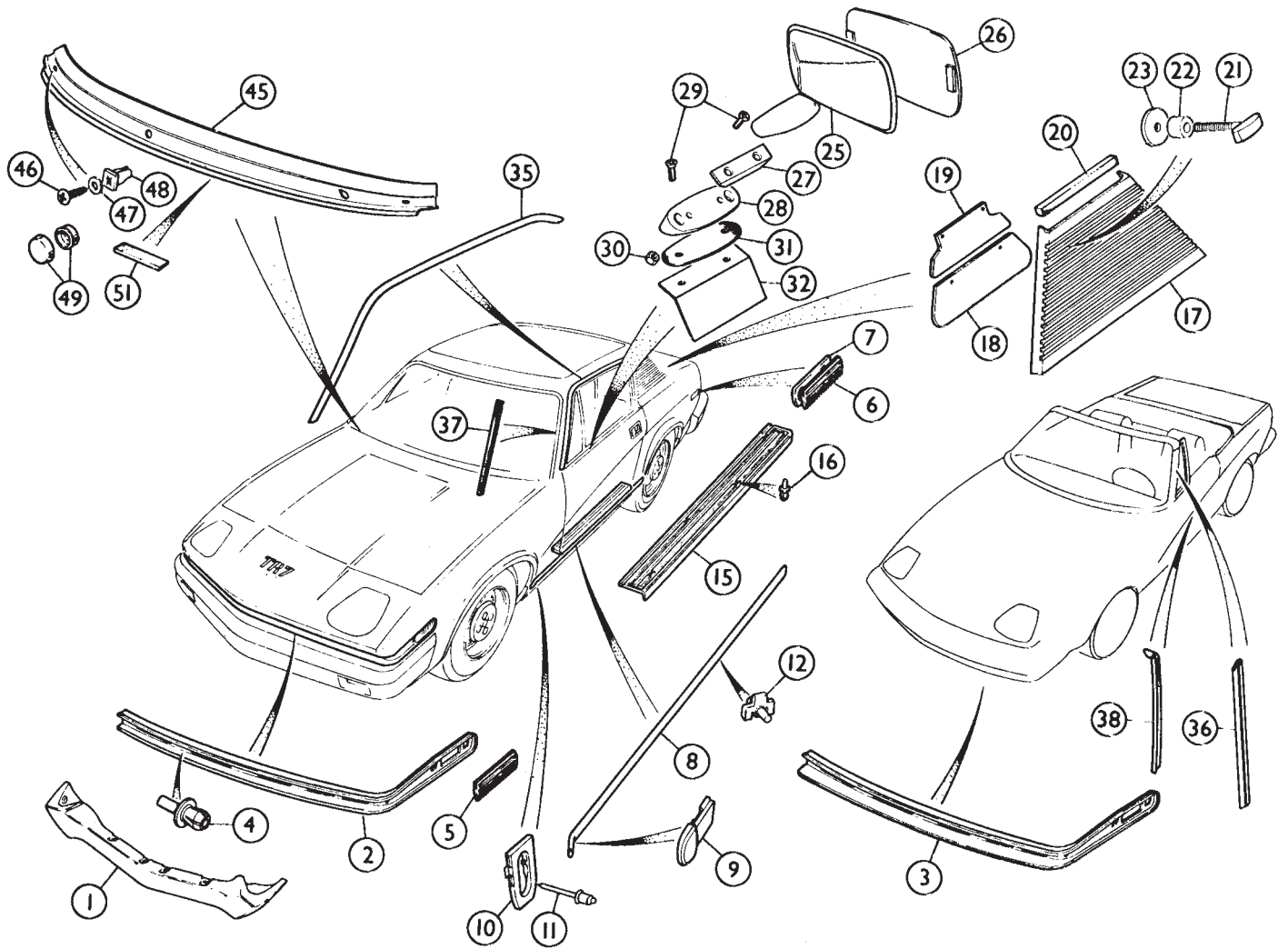


**Wiring Loom**

Ill	Part Number	Description	Req.	Details
1	RKC123	MAIN HARNESS	1	heater models to body
	RKC834	MAIN HARNESS	1	T9603CG air conditioning models To body T9601CG
	RKC2876	MAIN HARNESS	1	heater models From body T9603CG To ACG13000
	RKC2875	MAIN HARNESS	1	air conditioning models From body T9601CG To ACG13000 LHD
	RKC3313	MAIN HARNESS	1	heater models From ACG13001 To ACG25000
	RKC3314	MAIN HARNESS	1	air conditioning models From ACG13001 To ACG25000 LHD
	PKC312	MAIN HARNESS	1	heater models From ACG25001 To VIN200000
	PKC313	MAIN HARNESS	1	air conditioning models From ACG25001 To VIN200000 LHD
	PKC1025	MAIN HARNESS	1	heater models From VIN200001 To VIN102000
	PKC1946	MAIN HARNESS	1	heater models From VIN402001
2	UKC2445	CONVERSION LOOM LHD to RHD	1	air conditioning To ACG25000
	UKC9935	CONVERSION LOOM LHD to RHD	1	air conditioning From ACG25001 To VIN200000
	RKC3754	AIR CONDITIONING HARNESS	1	VIN200000
	RKC4724	AIR CONDITIONING HARNESS	1	air conditioning From VIN200001
3	UKC5511	COMPRESSOR CLUTCH DELAY	1	air conditioning To ACG25000
4	TKC238	BODY HARNESS	1	To ACG13000
	TKC3468	BODY HARNESS	1	From ACG13001 To ACG25000

Note: For air conditioned models up to VIN200001 a conversion harness was used with the LHD air conditioning loom to convert to RHD. From VIN200001 an additional air conditioning loom was offered.

RKC3630	BODY HARNESS	1	coupe only from ACG25001 To VIN200000	
RKC3536	BODY HARNESS	1	convertible only To VIN200000	
RKC3630	BODY HARNESS	1	coupe & convertible From VIN200001 To VIN404967	
RKC5125	BODY HARNESS	1	coupe & convertible From VIN404968	
5	TKC2894	ENGINE HARNESS	1	heater models, all ACG nos.
	TKC5511	ENGINE HARNESS	1	heater models, all VIN nos.
	TKC1148	ENGINE HARNESS	1	air conditioning models To ACG358
	TKC2893	ENGINE HARNESS	1	air conditioning models From ACG358 To ACG13000
	TKC3466	ENGINE HARNESS	1	air conditioning models From ACG13001
6	UKC3416	GEARBOX HARNESS	1	manual To ACG25000
	UKC9200	GEARBOX HARNESS	1	manual From ACG25001
	UKC3417	GEARBOX HARNESS	1	automatic models
10	UKC2428	HEATED BACKLIGHT EARTH	1	coupes only
11	UKC2427	HEATED BACKLIGHT FEED	1	
12	UKC2429	No PLATE LAMP HARNESS	1	all ACG commission nos.
	UKC9350	No PLATE LAMP HARNESS	1	all VIN commission nos.
14	RKC3607	FASCIA HARNESS	1	all ACG commission nos.
	RKC4348	FASCIA HARNESS	1	all VIN commission nos.
15	TKC3831	DOOR HARNESS	2	
16	BRC901A	SHEATHING (Door Harness)	2	'A' post to door
17	ULC3818	BOOT LAMP HARNESS	1	RHD
	UKC8343	BOOT LAMP HARNESS	1	LHD
	UKC9464	EXTENSION LEAD	1	converts UKC8343 to RHD
18	UKC4446	IN LINE FUSE HOLDER, 15 amp	a/r	
	UKC4447	IN LINE FUSE HOLDER, 20 amp	a/r	
20	GFS3010	FUSE, 10 amp	a/r	pack of five
	GFS3015	FUSE, 15 amp	a/r	
	GFS3025	FUSE, 25 amp	a/r	
	GFS3035	FUSE, 35 amp	a/r	
	GFS3050	FUSE, 50 amp	a/r	
	GFS35X	FUSE, 35 amp	a/r	single
	GFS50X	FUSE, 50 amp	a/r	



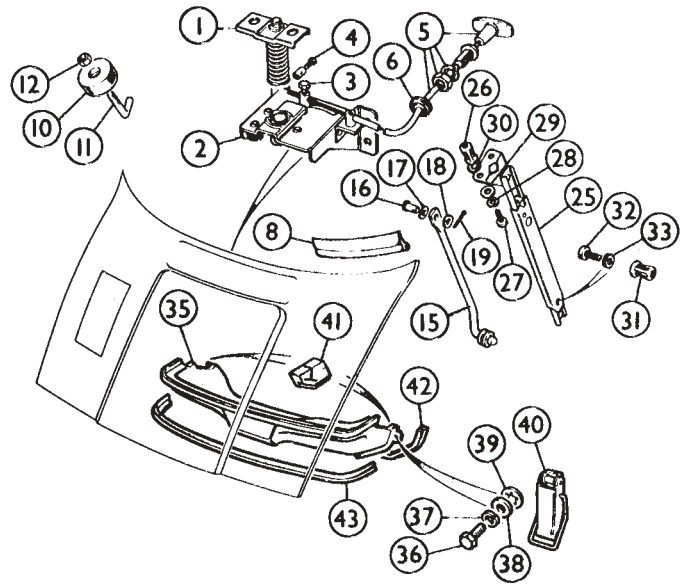
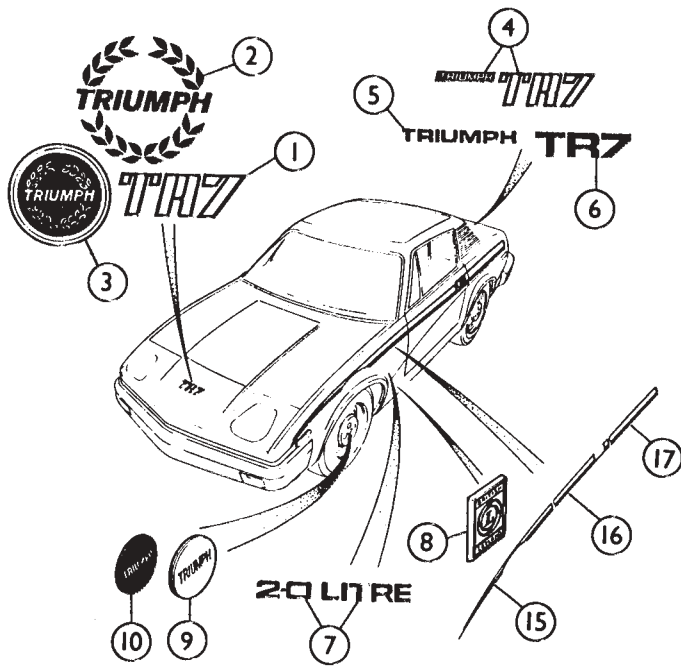
**Body Fittings**

Part Number	Description	Req.	Details
1	GLZ610A FRONT SPOILER	1	if fitted
2	WKC477 RADIATOR APERTURE MOULDING, LH	1	coupe
	WKC478 RADIATOR APERTURE MOULDING, RH	1	
3	ZKC3673 RADIATOR APERTURE MOULDING, LH	1	convertible
	WKC3674 RADIATOR APERTURE MOULDING, RH	1	
<p>Note: As long as aperture mouldings are fitted in matched pairs, they may be interchanged between convertibles and coupes.</p>			
4	GHF1083 RIVET, plastic	6	
5	ZKC1472 BLANKING PIECE, side marker lamp	2	front
6	ZKC1454 BLANKING PIECE, side marker lamp	2	rear
7	ZKC1457 GASKET, rear blanking piece	2	
8	YKC174 SILL MOULDING	2	
9	ZKC773 END CAP, moulding	4	
10	ZKC2272 CLIP, front end of moulding	2	
11	RU608123 RIVET, clip	2	
12	GHF1167 CLIP, moulding to body	20	
15	XKC331PA THRESHOLD PLATE	2	
16	34E1526 RIVET, plastic	8	
17	WKC550 REAR QUARTER GRILLE, LH	1	
	WKC570 REAR QUARTER GRILLE, RH	1	
18	ZKC315 VENTILATOR FLAP, lower	2	
19	ZKC314 VENTILATOR FLAP, upper	2	
20	ZKC2571 SEAL, grille	1	per metre
21	ZKC515 'T' SCREW, grille to body	8	

22	ZKC516 SPACER	4
23	ZKC510 WASHER, sealing	8
25	GAM261X* DOOR MIRROR ASSEMBLY, LH	1
	GAM262X* DOOR MIRROR ASSEMBLY, RH	1

\*Note: Unfortunately, most of the hardware in these mirror kits is not appropriate for TR7's. Please read on...

26	GAM238 MIRROR GLASS, replacement	a/r	
27	DZB5208A WEDGE, mirror mounting	2	correct mountings
28	YKC1779 PLINTH, mirror	2	To fit GAM261X & GAM262X
29	SM105161 SCREW, mirror assembly	8	GAM262X
30	NH105041 NUT	4	To TR7 doors
31	ZKC1971 GASKET, plinth	2	
32	ZKC1964 REINFORCEMENT, door	2	
35	WKC337 MOULDING, drip channel, LH	1	coupe
	WKC338 MOULDING, drip channel, RH	1	
36	WKC3949 MOULDING, drip channel, LH	1	convertible
	WKC3950 MOULDING, drip channel, RH	1	
37	ZKC3850 WEATHERSTRIP, screen pillar	2	coupe
38	XKC3847 WEATHERSTRIP, screen pillar, LH	1	convertible
	XKC3848 WEATHERSTRIP, screen pillar, RH	1	
45	WKC339 LOWER FINISHER, windscreen	1	RHD
	WKC5112 LOWER FINISHER, windscreen	1	LHD
46	GHF423 SCREW, finisher to body	2	
47	NKC482 WASHER, plain	2	
48	ZKC698 NUT (plastic)	2	
49	YKC2866 BUTTON & STUD, covering screw	2	all TCG & VIN numbers
51	WKC3946 SEAL, under lower finisher	1	

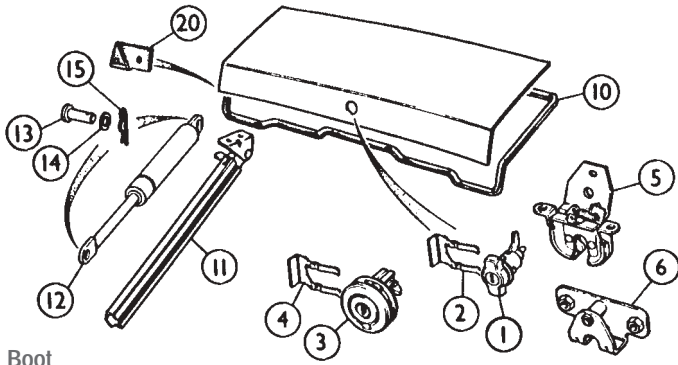


**Badges & Decals**

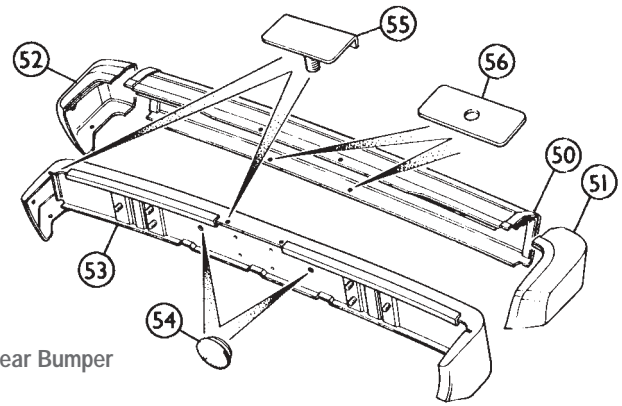
ill	Part Number	Description	Req.	Details
1	ZKC1311	DECAL, 'TR7', front panel, black	1	all ACG commission numbers
	ZKC1312	DECAL, 'TR7', front panel, aluminium	1	
	ZKC1313	DECAL, 'TR7', front panel, gold	1	
2	XKC3700	DECAL, laurel wreath, front panel, black	1	all TCG commission numbers To VIN402000
	XKC3701	DECAL, laurel wreath, front panel, aluminium	1	
	XKC3702	DECAL, laurel wreath, front panel, gold	1	
	XKC3700X	DECAL, laurel wreath, front panel, red	1	
3	XKC3902	BADGE, laurel wreath, front panel	1	From VIN402001
4	ZKC1301	DECAL, 'Triumph TR7', boot lid, black	1	all ACG commission numbers
	ZKC1302	DECAL, 'Triumph TR7', boot lid, aluminium	1	
	ZKC1303	DECAL, 'Triumph TR7', boot lid, gold	1	
5	YKC4206	DECAL, 'Triumph', boot lid, black	1	all TCG & VIN commission numbers
	YKC4207	DECAL, 'Triumph', boot lid, aluminium	1	
	YKC4208	DECAL, 'Triumph', boot lid, gold	1	
6	YKC4216	DECAL, 'TR7', boot lid, black	1	commission numbers
	YKC4217	DECAL, 'TR7', boot lid, aluminium	1	
	YKC4218	DECAL, 'TR7', boot lid, gold	1	
7	BHH2488	BADGE, '2.0 Litre', front wing	1	early cars
8	725525	BRITISH LEYLAND HOUSE BADGE	1	
		Left hand front wing only		alternatives
9	ZKC475	WHEEL BADGE, 'Triumph', silver	4	
10	ZKC3120	WHEEL BADGE, 'Triumph', black	4	factory option
15	YKC2070	STRIPE, LH front wing, black	1	
	YKC2071	STRIPE, RH front wing, black	1	
	YKC2072	STRIPE, LH front wing, aluminium	1	
	YKC2073	STRIPE, RH front wing, aluminium	1	
	YKC2074	STRIPE, LH front wing, gold	1	
	YKC2075	STRIPE, RH front wing, gold	1	
16	YKC2076	STRIPE, LH door, black	1	
	YKC2077	STRIPE, RH door, black	1	
	YKC2078	STRIPE, LH door, aluminium	1	
	YKC2079	STRIPE, RH door, aluminium	1	
	YKC2080	STRIPE, LH door, gold	1	
	YKC2081	STRIPE, RH door, gold	1	
17	YKC2088	STRIPE, LH rear wing, black	1	
	YKC2089	STRIPE, RH rear wing, black	1	
	YKC2090	STRIPE, LH rear wing, aluminium	1	
	YKC2091	STRIPE, RH rear wing, aluminium	1	
	YKC2092	STRIPE, LH rear wing, gold	1	
	YKC2093	STRIPE, RH rear wing, gold	1	
	YKC2082	STRIPE, LH rear wing, black	1	
	YKC2083	STRIPE, RH rear wing, black	1	
	YKC2084	STRIPE, LH rear wing, aluminium	1	
	YKC2085	STRIPE, RH rear wing, aluminium	1	
	YKC2086	STRIPE, LH rear wing, gold	1	
	YKC2087	STRIPE, RH rear wing, gold	1	

**Bonnet & Boot Lid Fittings**

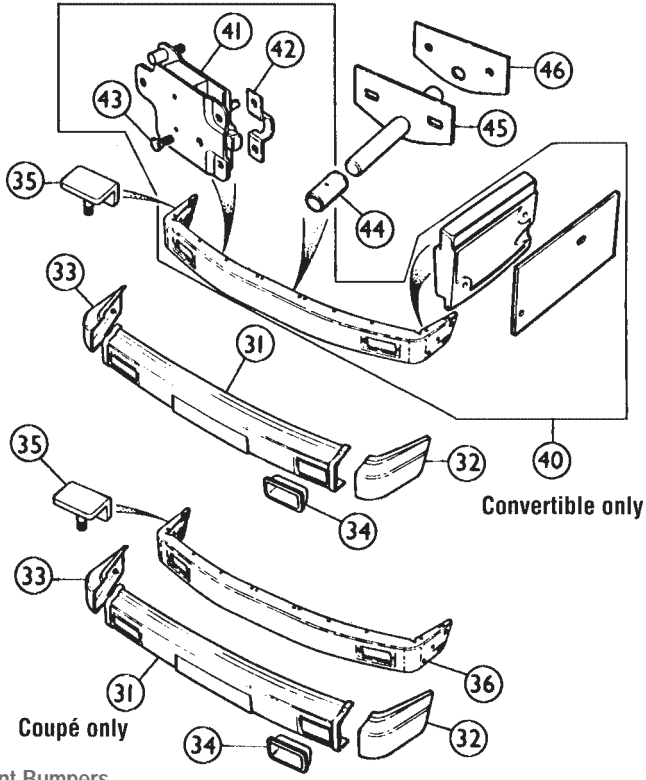
1	ZKC649	BONNET STRIKER PIN	1	To VIN202093
2	YKC150	BONNET LOCK ASSEMBLY	1	
	YKC4466	BONNET LOCK ASSEMBLY	1	From VIN202094
3	612219	TRUNNION, cable, replacement	1	To body T7408CG
4	53K1016	SCREW, replacement trunion	1	
	564832	SCREW, original trunion	1	
5	XKC3984	CABLE, bonnet lock control	1	
6	061917	GROMMET, bulkhead	1	
8	YKC1891	BONNET SEAL, LH	1	
	YKC1892	BONNET SEAL, RH	1	
	YKC1890	BONNET SEAL, centre	1	
10	ZKC287	BUFFER	1	
	ZKC3514	BUFFER	1	
	ZKC494	PEG, buffer retaining	1	
	ZKC3521	PEG, buffer retaining	1	
12	NM108011	NUT	1	
	NT110041	NUT	1	
	AAU7896	WASHER, supporting	1	
15	YKC4	STAY ROD	1	
16	CLZ410	CLEVIS PIN	1	
17	569214	WASHER, anti-rattle	1	
	WA106051	WASHER, plain	1	
19	PS103121	SPLIT PIN	1	
25	YKC2501	STAY, telescopic	1	
26	ZKC2226	JACK NUT	1	
27	SE105121	SCREW, stay to bonnet	2	
28	WL105001	WASHER, locking	2	
29	WA105001	WASHER, plain	2	
30	WP20X	WASHER, plain	2	
31	ZKC2228	JACK NUT	1	
32	ZKC3726	SCREW, stay to body	1	
33	WS600061	WASHER, Thackery, anti-rattle	1	
35	WKC331	PLENUM PANEL, screw on type	1	
	XKC3604	PLENUM PANEL with over centre catches	1	
		From body T23010CG		
		From body T23011CG		
36	GE106141	SCREW, plenum panel to bulkhead	2	To body T23010CG
37	WL106001	WASHER, locking	2	
38	GHF300	WASHER, plain	2	
39	ZKC1984	WASHER, shakeproof	2	
40		OVER CENTRE CATCH	2	supplied with XKC3604
41	YKC3673	END SEAL, plenum panel	2	To body T23010CG
42	YKC320	SEAL, plenum panel to bulkhead	1	
43	YKC1887	SEAL, plenum panel to bonnet	1	



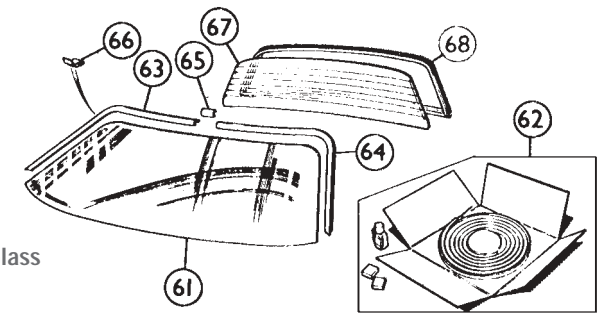
Boot



Rear Bumper



Front Bumpers



Glass

32	WKC1215	FRONT COVER, LH corner	1	ABS plastic original
	WKC1215B	FRONT COVER, LH corner	1	fibreglass alternative
33	WKC1216	FRONT COVER, RH corner	1	ABS plastic original
	WKC1216B	FRONT COVER, RH corner	1	fibreglass alternative
34	YKC874	SIDE LAMP SURROUND	2	
35	ZKC2251	RETAINING CLAMP, covers	4	
36	WKC1531	STEEL ARMATURE	1	coupe only (solid mounting)
40	WKC3988	STEEL ARMATURE ASSEMBLY	1	
41	XKC3792	'SLAB' MOUNTING, RH	1	convertible only harmonic type
	XKC3791	'SLAB' MOUNTING, LH	1	
42	ZKC3702	BRIDGE CLAMP	2	
43	ZKC3709	COACH BOLT	4	
44	ZKC3668	BUSH, centre pivot	1	
45	YKC3561	ROD, centre pivot	1	
46	ZKC3652	PLATE, location	1	
	WKC3897	COVER & ARMATURE, USA spec	1	(Will replace coupe assembly).

**Boot**

ill	Part Number	Description	Req.	Details
1	YKC209	BOOT LOCK, 'twist knob' type	1	To VIN 402000
2	723290A	CLIP, securing lock to boot lid	1	
3	YKC4531	BOOT LOCK, 'push button' type	1	From VIN 402001
4	YKC4530	CLIP, securing lock to boot lid	1	
5	XKC324	LATCH MECHANISM	1	To VIN 402000
	XKC3851	LATCH MECHANISM	1	From VIN 402001
6	YKC504	STRIKER	1	
10	YKC68	BOOT LID SEAL	1	
11	YKC501	STAY, telescopic	1	To body T10466CG
	612473	STAY, telescopic	1	From body T10466CG To comm' no. TCG100000
12	XKC3893	STAY, gas strut type	2	From commission number TCG100001

Note: From TCG100001 to VIN402000 a different length strut (no longer available) was fitted. Always fit XKC3893 in pairs to vehicles prior to VIN402001.

13	PC106241	CLEVIS PIN	4	
14	WD106041	WASHER, plain	4	
15	UKC7840	'R' CLIP	4	
20	ZKC2582	CORNER COVER, LH	1	Germany only
	ZKC2583	CORNER COVER, RH	1	

**Front Bumpers**

31	WKC1212	FRONT COVER, centre	1	ABS plastic original
	WKC1212B	FRONT COVER, centre	1	fibreglass alternative

**Rear Bumper**

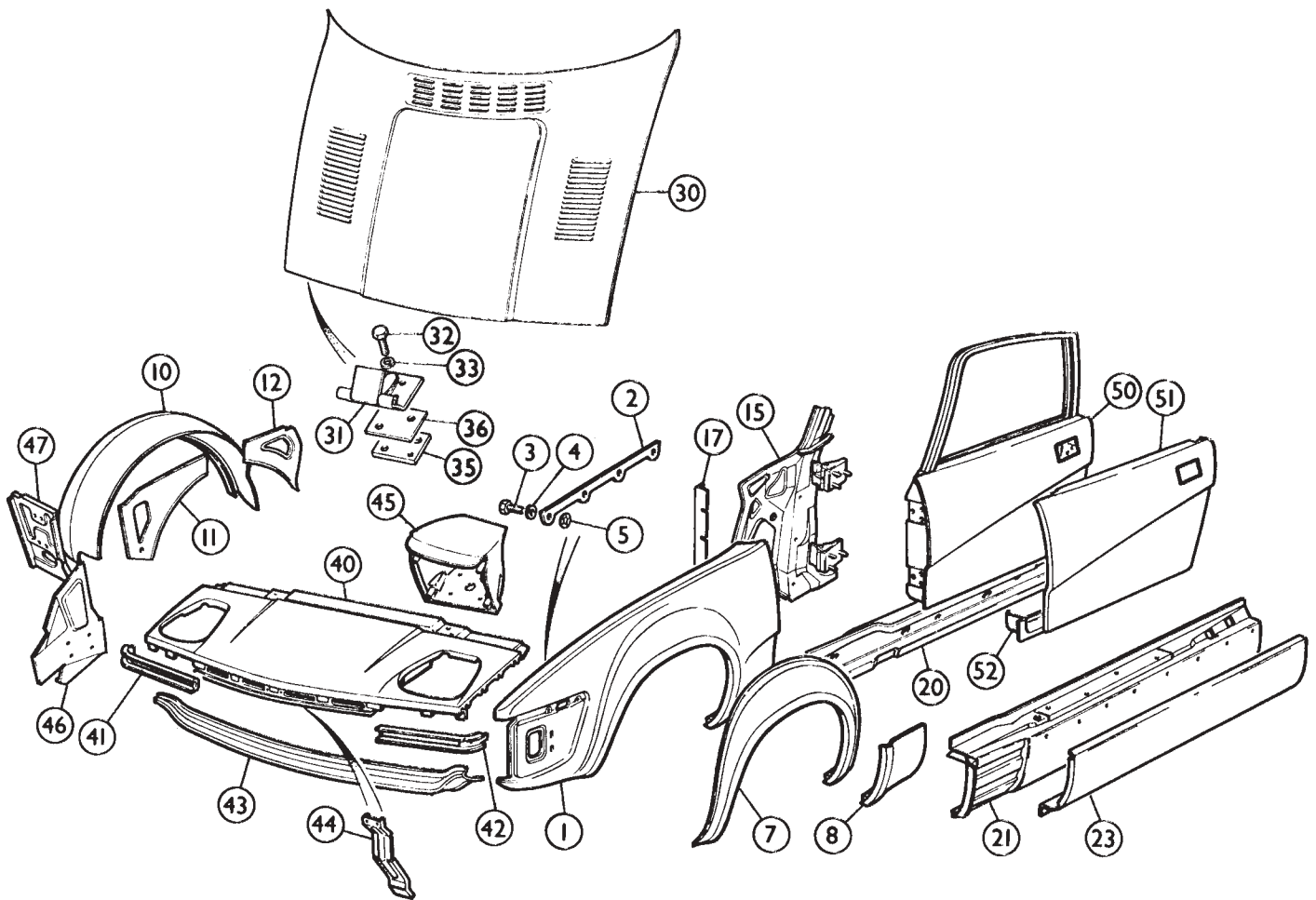
50	WKC1207	REAR COVER, centre	1	ABS plastic original
	WKC1207B	REAR COVER, centre	1	fibreglass alternative
51	WKC1208	REAR COVER, LH corner	1	ABS plastic original
	WKC1208B	REAR COVER, LH corner	1	fibreglass alternative
52	WKC1209	REAR COVER, RH corner	1	ABS plastic original
	WKC1209B	REAR COVER, RH corner	1	fibreglass alternative
53	WKC1504	STEEL ARMATURE	1	
54	609190	GROMMET	2	
55	ZKC2251	RETAINING CLAMP, covers	5	
56	ZKC1020	RETAINING PLATE	2	

**Glass**

61	WKC4781	WINDSCREEN, laminated, clear	1	
	WKC4782	WINDSCREEN, laminated, tinted	1	
62	RTC2063	SEAL KIT, 'Solbit'	1	

Note: 'Solbit' seal requires low temperature storage and even then has a very short shelf life. We don't stock it. Fitting requires special tools and knowledge (removing a screen intact isn't all that easy either), so the upshot is, we recommend you to approach your local automotive glass fitting company; and let them supply & fit the seal.

63	WKC255	FINISHER, RH, stainless	1	fit when replacing windscreen
64	WKC254	FINISHER, LH, stainless	1	
65	ZKC430	CAP, stainless	1	covers finisher joint fits under the outer edges of the glass
66	ZKC368	SPACER	4	
67	YKC207	REAR SCREEN, clear	1	
	YKC4202	REAR SCREEN, tinted	1	
68	WKC114	RUBBER SEAL, rear screen	1	

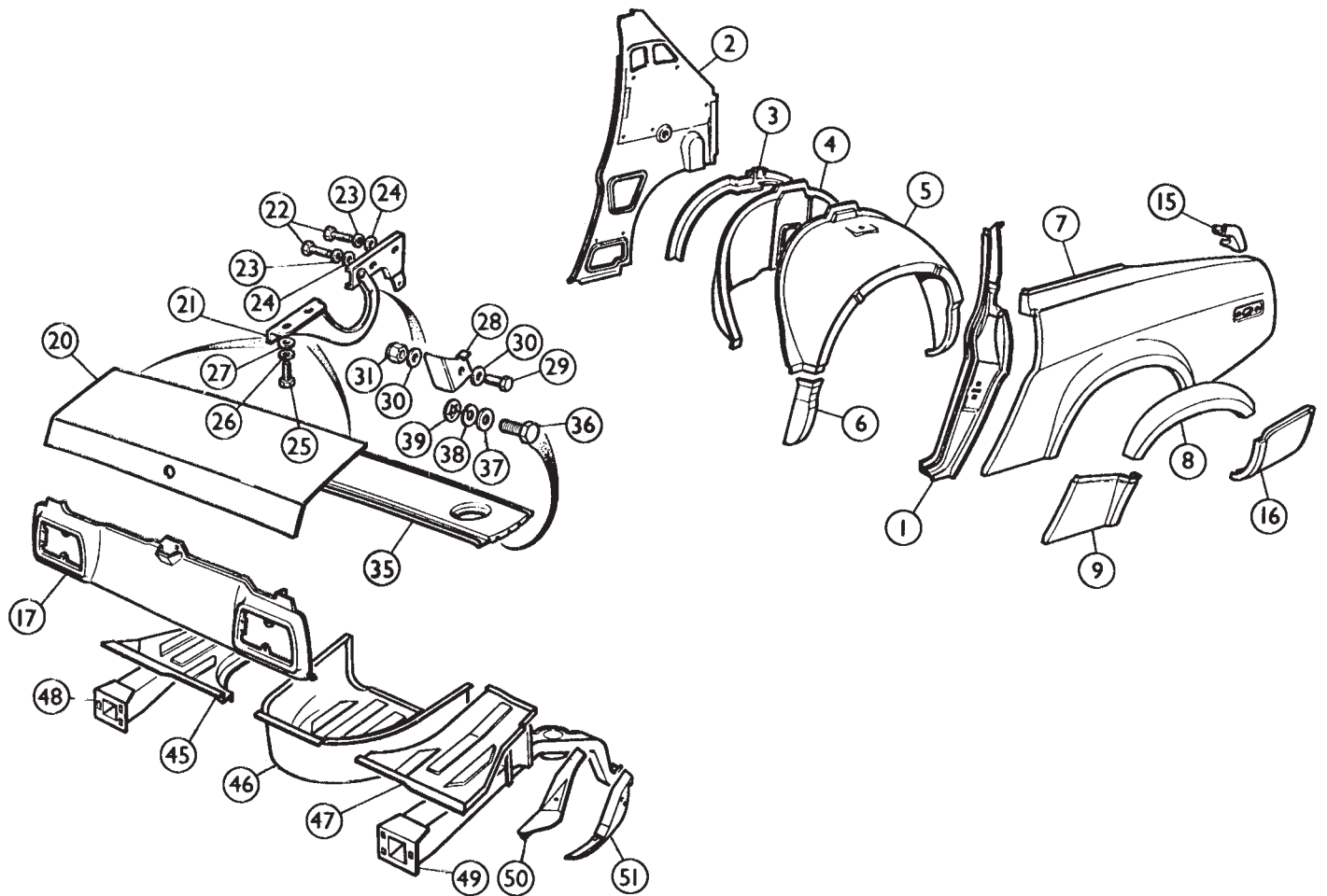


**Front Body Panels**

Ill	Part Number	Description	Req.	Details
1	WKC4267	FRONT WING ASSEMBLY, LH	1	
	WKC4268	FRONT WING ASSEMBLY, RH	1	
Note: When fitting front wings new baffle plates (item no. 17) will be required.				
2	ZKC73	FILLET BEAD, panel to wing	2	
3	SH106161	SCREW, front wing attachment	8	
4	GHF381	WASHER, locking	8	
5	ZKC1984	SPIRE NUT, wing to body	8	
7	SBP723	OUTER WING LIP REPAIR, LH	1	
	SBP724	OUTER WING LIP REPAIR, RH	1	
8	SBP711	REAR LOWER 1/4 WING REPAIR, LH	1	
	SBP712	REAR LOWER 1/4 WING REPAIR, RH	1	
10	SBP725	INNER WHEEL ARCH REPAIR, LH	1	
	SBP726	INNER WHEEL ARCH REPAIR, RH	1	
11	SBP745	FLITCH REPAIR, front, LH	1	
	SBP746	FLITCH REPAIR, front, RH	1	
12	SBP747	FLITCH REPAIR, rear, LH	1	
	SBP748	FLITCH REPAIR, rear, RH	1	
15	WKC189	'A' POST PANEL ASSEMBLY, LH	1	] with door hinges
	WKC190	'A' POST PANEL ASSEMBLY, RH	1	
17	YKC2410	BAFFLE PLATE, rear, LH	1	
	YKC2411	BAFFLE PLATE, rear, RH	1	
20	XKC165	INNER SILL, LH	1	
	XKC167	INNER SILL, RH	1	
21	XKC112	OUTER SILL, genuine, LH	1	
	XKC113	OUTER SILL, genuine, RH	1	
23	XKC112R	OUTER SILL REAR 3/4 REPAIR, LH	1	
	XKC113R	OUTER SILL REAR 3/4 REPAIR, RH	1	
30	WKC170	BONNET, without centre bulge	1	all ACG commission nos.
	XKC2242	BONNET, with centre bulge	1	all TCG & VIN comm. nos.
	TT7807	BONNET, fibreglass replacement	1	all TCG and VIN comm. nos.

Note: Early and Late bonnets are completely interchangeable, the only difference being a second extra bulge on the later bonnets to provide clearance for the induction equipment on TR8's.

31	626586	HINGE	2	weld to bonnet panel
32	SH106301	SCREW, hinge to plate	8	
33	WM57	WASHER, locking	8	
35	ZKC19	TAPPED PLATE	2	
36	ZKC2580	PACKING PIECE	a/r	
(Packing pieces are fitted between the hinge and the tapped plate to allow accurate alignment of the bonnet with the front panel. The number - and position, of these pieces should be noted when removing the bonnet and/or front panel).				
40	WKC4077	FRONT PANEL ASSEMBLY	1	
	TT7501	FRONT PANEL, outer shell, fibreglass	1	
	TT7801	FRONT PANEL ASSEMBLY, fibreglass	1	with support
41	XKC149	GRILLE FILLET, RH	1	
42	XKC148	GRILLE FILLET, LH	1	
43	WKC86	LOWER PANEL	1	
44	XKC2976	STRENGTHENER, front panel	1	
45	WKC1230	HEADLAMP POD, LH	1	
	WKC1232	HEADLAMP POD, RH	1	
46	YKC1551	RADIATOR DUCT CLOSING PANEL, LH	1	
	YKC1552	RADIATOR DUCT CLOSING PANEL, RH	1	
47	XKC16	MOUNTING PANEL, headlamp pod, LH	1	To ACG25000
	YKC3280	MOUNTING PANEL, headlamp pod, LH	1	From ACG25001
	XKC17	MOUNTING PANEL, headlamp pod, RH	1	all ranges
50	WKC5286	DOOR ASSEMBLY, LH	1	] coupe
	WKC5287	DOOR ASSEMBLY, RH	1	
	WKC5282	DOOR ASSEMBLY, LH	1	] convertible
	WKC5283	DOOR ASSEMBLY, RH	1	
51	YKC74	DOOR SKIN, LH	1	] coupe & convertible
	YKC75	DOOR SKIN, RH	1	
52	SBP749	DOOR FRAME LOWER REPAIR, LH	1	
	SBP750	DOOR FRAME LOWER REPAIR, RH	1	

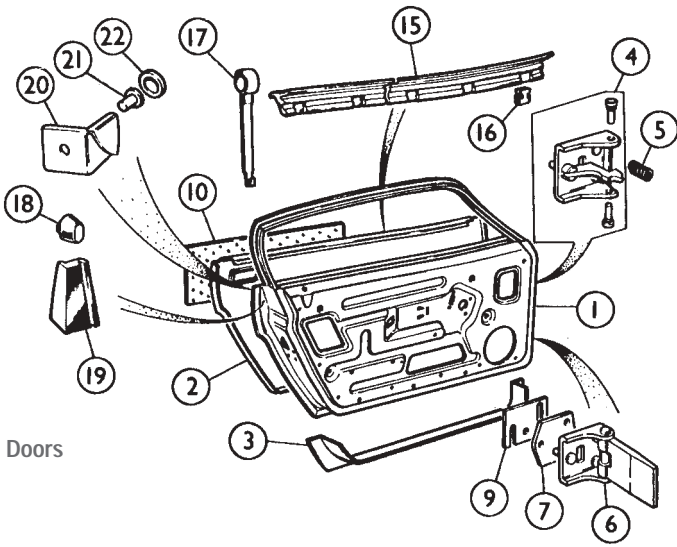


Rear Body Panels

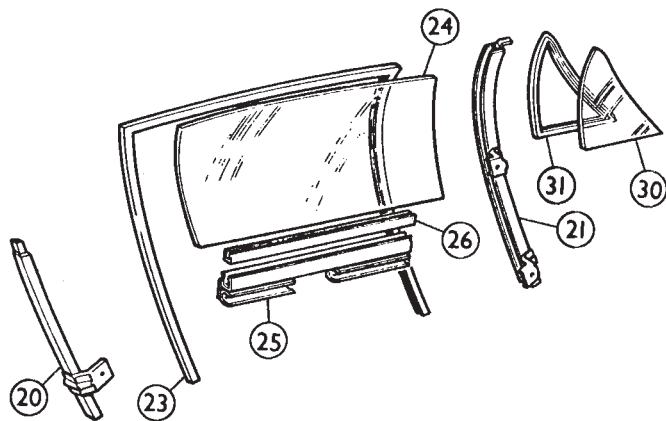
Ill	Part Number	Description	Req.	Details	
1	XKC3023	'B' POST PANEL, LH	1	coupe	
	XKC3024	'B' POST PANEL, RH	1		
	WKC3515	'B' POST PANEL, LH	1		convertible
	WKC3516	'B' POST PANEL, RH	1		
2	XKC2970	'B' POST INNER PANEL, LH	1	coupe	
	XKC2969	'B' POST INNER PANEL, RH	1		
	WKC3469	'B' POST INNER PANEL, LH	1	convertible	
	WKC3470	'B' POST INNER PANEL, RH	1		
3	XKC192	SUPPORT PANEL, inner arch, LH	1	coupe	
	XKC193	SUPPORT PANEL, inner arch, RH	1		
4	WKC3591	INNER ARCH SECTION, rear, LH	1	coupe	
	WKC3592	INNER ARCH SECTION, rear, RH	1		
5	WKC3617	OUTER ARCH SECTION, rear, LH	1	convertible	
	WKC3618	OUTER ARCH SECTION, rear, RH	1		
6	WKC3619	FILLER, inner wing to sill, LH	1	convertible	
	WKC3620	FILLER, inner wing to sill, RH	1		
7	XKC190	REAR WING, LH	1	coupe	
	XKC191	REAR WING, RH	1		
	WKC3517	REAR WING, LH	1	convertible	
	WKC3518	REAR WING, RH	1		
8	SBP727	REAR WHEEL ARCH LIP REPAIR	1	Left hand	
	SBP728	REAR WHEEL ARCH LIP REPAIR	1	Right hand	
9	SBP701	FRONT LOWER 1/4 WING REPAIR	1	Left hand	
	SBP702	FRONT LOWER 1/4 WING REPAIR	1	Right hand	
15	XKC35	DRAIN CHANNEL, LH	1	To VIN 402000	
	XKC36	DRAIN CHANNEL, RH	1		
16	SBP713	REAR 1/4 BUMPER EXTENSION	1	Left hand	
	SBP714	REAR 1/4 BUMPER EXTENSION	1	Right hand	
17	XKC147	REAR PANEL	1	From VIN 402001	
20	XKC141	BOOT LID, 'twist lock' type	1		
	TT7513	BOOT LID, fibreglass replacement	1		
	XKC3854	BOOT LID, 'push button lock' type	1		

Note: Boot lids are completely interchangeable, as long as you use the correct type of lock mechanism (see body fittings).

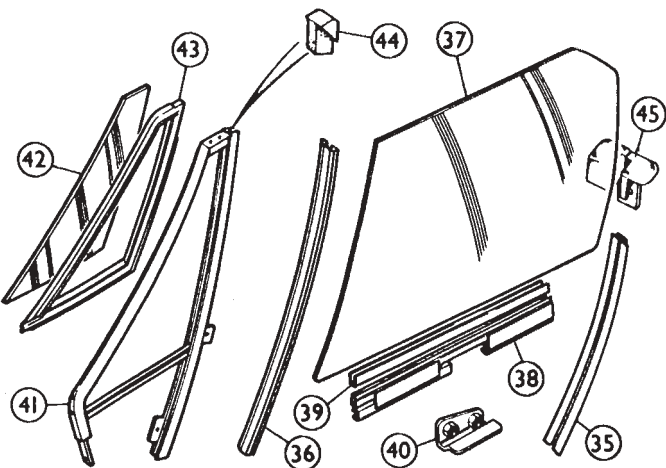
21	XKC2	HINGE, boot lid, LH	1	all ACG
	XKC3	HINGE, boot lid, RH	1	
	XKC3419	HINGE, boot lid, LH	1	all TCG & VIN
	XKC3420	HINGE, boot lid, RH	1	
22	SH106161	SCREW, hinge to body	4	commission numbers
23	WL106001	WASHER, locking	4	
24	WC106041	WASHER, plain	4	commission numbers
25	SH108161	SCREW, hinge to boot lid	4	
26	GHF382	WASHER, locking	4	commission numbers
27	WC108051	WASHER, plain	4	
28	YKC4098	BRACKET, boot lamp actuating	1	commission numbers
29	SH106161	SCREW, bracket to hinge	1	
30	WC106041	WASHER, plain	2	commission numbers
31	GHF231	NUT, nyloc	1	
35	XKC2894	CENTRE DECK PANEL, coupe	1	To TCG105676 From TCG 105677
	WKC3501	CENTRE DECK PANEL, convertible	1	
	XKC3425	CENTRE DECK PANEL, coupe	1	
	WKC4255	CENTRE DECK PANEL, convertible	1	
36	SH106161	SCREW, deck attachment	6	commission numbers
37	GHF314	WASHER, plain	6	
38	WL106001	WASHER, locking	6	commission numbers
39	ZKC1984	NUT, push fix	6	
45	WKC135	FLOOR PANEL, boot, LH	1	commission numbers
46	WKC145	SPARE WHEEL PANEL	1	
47	YKC3808	FLOOR PANEL, boot, RH	1	commission numbers
48	WKC4743	CHASSIS MEMBER, LH	1	
49	WKC4744	CHASSIS MEMBER, RH	1	commission numbers
50	XKC143	SUPPORT PANEL, LH	1	
	XKC144	SUPPORT PANEL, RH	1	commission numbers
51	WKC207	INNER BUMPER 1/4 PANEL, LH	1	
	WKC208	INNER BUMPER 1/4 PANEL, RH	1	



Doors



Coupe Door Glass



Convertible Door Glass

**Doors**

ill	Part Number	Description	Req.	Details
1	WKC5286	DOOR ASSEMBLY, LH	1	Coupe
	WKC5287	DOOR ASSEMBLY, RH	1	
	WKC5282	DOOR ASSEMBLY, LH	1	Convertible
	WKC5283	DOOR ASSEMBLY, RH	1	
2	YKC74	DOOR SKIN, LH	1	Coupe & Convertible
	YKC75	DOOR SKIN, RH	1	
3	SBP749	DOOR FRAME LOWER REPAIR, LH	1	
	SBP750	DOOR FRAME LOWER REPAIR, RH	1	
4	RTC2524	REPAIR KIT, top door hinge	2	inc. stud plate & hinge pins
5	ACP1121	SPRING, top door hinge	2	
6	XKC33	BOTTOM HINGE ASSEMBLY, LH	1	
	XKC34	BOTTOM HINGE ASSEMBLY, RH	1	
7	ZKC2	PLATE, shim cover, 2.920mm thick	2	
9	DZB4155	SHIM, hinge adjustment, 0.600mm	a/r	Alternatives
	DZB4156	SHIM, hinge adjustment, 0.775mm	a/r	
	DZB4157	SHIM, hinge adjustment, 0.975mm	a/r	
	ZKC3302	SHIM, hinge adjustment, 0.975mm	a/r	
10	CHM228	SOUND DEADENING PAD	a/r	self adhesive
15	YKC100*	WEATHERSTRIP, drop glass, LH	1	To ACG25000
	YKC101*	WEATHERSTRIP, drop glass, RH	1	
	YKC102*	WEATHERSTRIP, drop glass, LH	1	From ACD 25001
	YKC103*	WEATHERSTRIP, drop glass, RH	1	
16	ZKC1942*	CLIP, weatherstrip to door skin	14	alternatives
	ZKC747*	CLIP, weatherstrip to door skin	14	
17	GAC9994X*	HOOKED TOOL	1	for fitting weatherstrip clips
18	ZKC435	BUFFER, door	2	all ACG commission nos.
19	YKC4495	BUFFER, door, LH	1	all TCG and VIN commission numbers
	YKC4494	BUFFER, door, RH	1	
20	ZKC2582	CORNER COVER, LH	1	
	ZKC2583	CORNER COVER, RH	1	
21	RA608255	RIVET, cover to door	2	
22	ADU3298	BUTTON, rivet	2	

\*Note: One of the nastiest stages of building up a door is fitting the weatherstrip clips. As you lever them into place one by one, watching each successively fitted clip come unfastened again (while chipping your new paintwork & the top edge of the door glass with your large unwieldy screwdriver, what a nightmare!). Don't you ever wish you had the right tool for the job? Well, you can see it in the Door illustration (item no. 17). Designed by Standard Triumph, manufactured by ourselves, it makes the task so easy. Hopefully you'll only have to use it on the one occasion, but we're sure the time and trouble saved would make your purchase worthwhile.

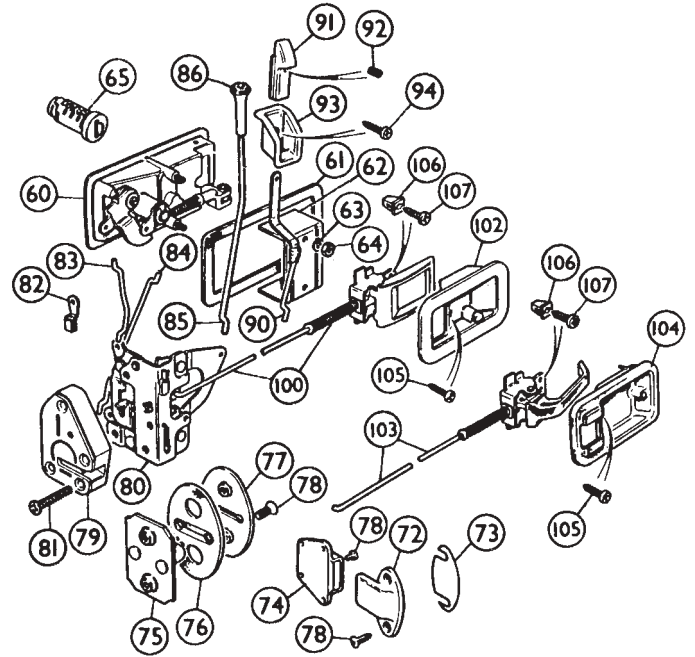
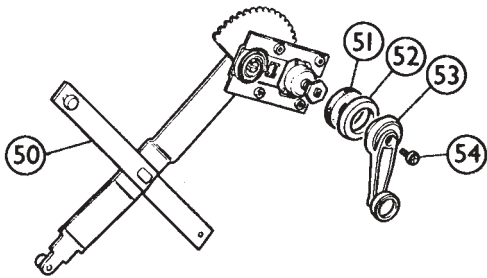
**Door Glass**

**Coupe**

20	XKC123	REAR WINDOW CHANNEL, LH	1	
	XKC124	REAR WINDOW CHANNEL, RH	1	
21	WKC450	FRONT WINDOW CHANNEL, LH	1	
	WKC460	FRONT WINDOW CHANNEL, RH	1	
23	YKC90	FELT, for channel	2	
24	YKC240	DROP GLASS, LH, clear	1	
	YKC241	DROP GLASS, RH, clear	1	
	XKC3694	DROP GLASS, LH, tinted	1	
	XKC3695	DROP GLASS, RH, tinted	1	
	YKC502	LIFTING CHANNEL, LH	1	
	YKC503	LIFTING CHANNEL, RH	1	
26	617166	CHANNEL RUBBER	2	
30	XKC284	GLASS, quarter light, LH, clear	1	
	XKC285	GLASS, quarter light, RH, clear	1	
	XKC3681	GLASS, quarter light, LH, tinted	1	
	XKC3682	GLASS, quarter light, RH, tinted	1	
	XKC132	SEAL, quarter light, LH	1	
XKC133	SEAL, quarter light, RH	1		
31	XKC3207	SEAL, quarter light, LH	1	From ACG25001
	XKC3208	SEAL, quarter light, RH	1	

**Convertible**

35	XKC3011	FELT, for rear channel	2	
36	XKC3010	FELT, for front channel	2	
37	WKC4762	DROP GLASS, LH	1	
	WKC4763	DROP GLASS, RH	1	
38	YKC502	LIFTING CHANNEL, LH	1	
	YKC503	LIFTING CHANNEL, RH	1	
39	617166	CHANNEL RUBBER	2	
40	YKC3621	STOP BRACKET, LH	1	
	YKC3620	STOP BRACKET, RH	1	
41	XKC2876	FRAME, quarter light, LH	1	
	XKC2875	FRAME, quarter light, RH	1	
42	XKC3673	GLASS, quarter light, LH	1	
	XKC3672	GLASS, quarter light, RH	1	



43	XKC2820	SEAL, quarter light, LH	1
	XKC2819	SEAL, quarter light, RH	1
44	YKC3283	CORNER BLOCK, quarter light, LH	1
	YKC3282	CORNER BLOCK, quarter light, RH	1
45	XKC2971	TOP FINISHER, rear channel, LH	1
	XKC2972	TOP FINISHER, rear channel, RH	1

**Door Fittings**

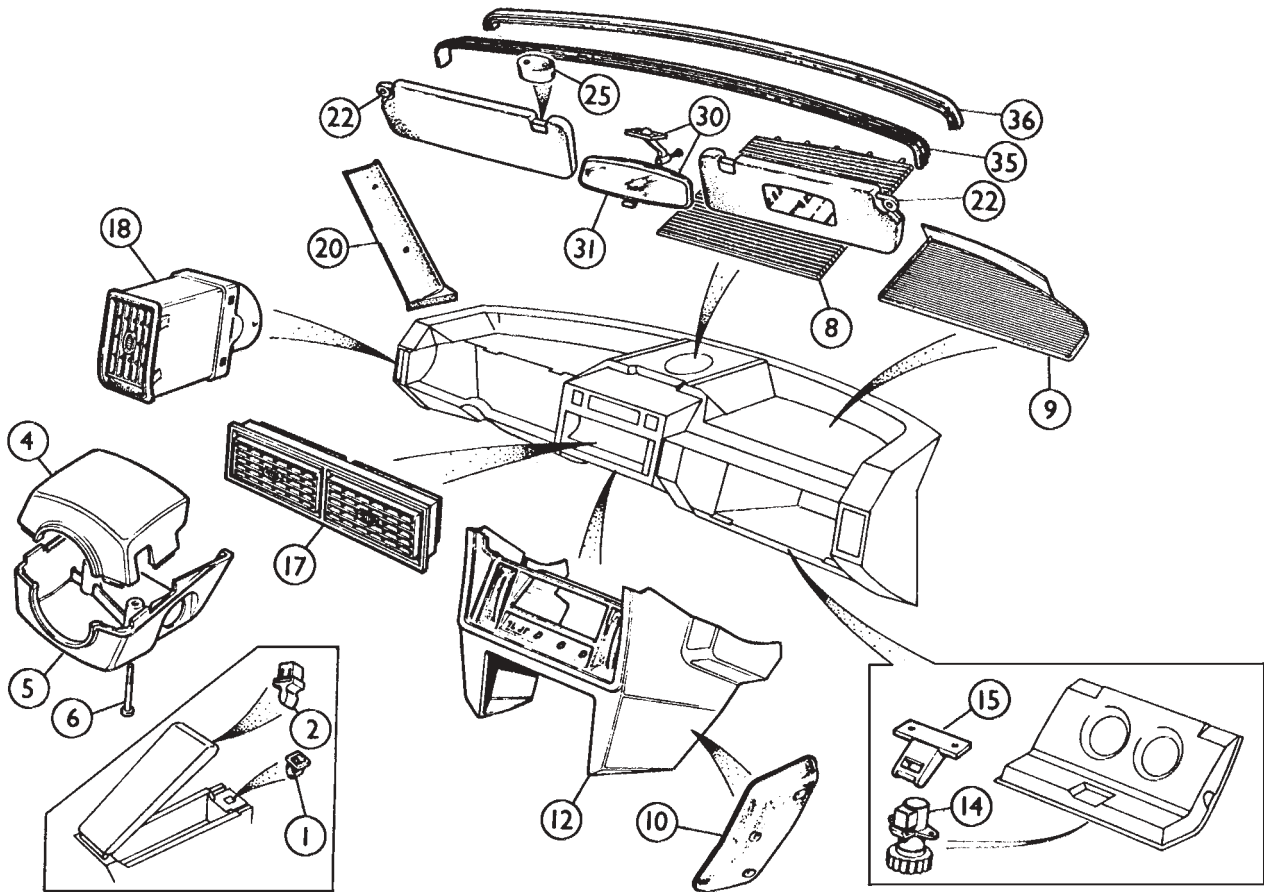
50	XKC325	REGULATOR, drop glass	1	LH
	XKC326	REGULATOR, drop glass	1	RH
51	611733	PACKING PIECE	2	
52	DZA925	BEZEL	2	
53	CZA7109	HANDLE, regulator	2	
54	ZKC3317	SCREW, handle to regulator	2	
60	XKC795	EXTERIOR HANDLE ASSEMBLY	1	LH
	XKC796	EXTERIOR HANDLE ASSEMBLY	1	RH
61	CZK8356	GASKET, handle	2	
62	DZA3450	CLAMP, handle to door	2	
63	WL700101	WASHER, locking	4	
64	HN2005	NUT	4	
65	576469	LOCK BARREL, replacement	2	with keys
	576469/2	MATCHED LOCK BARRELS	1pr	complete with keys
72	ZKC3464	TONGUE, door restraint	2	convertible
73	ZKC3800	GASKET, tongue	2	
74	YKC3290	SOCKET, door restraint	2	
75	YKC2031	STRIKER	2	
76	ZKC369	SEAL, striker	2	
77	ZKC385	COVER PLATE, striker	2	
78	SF106201	SCREW, cross slot drive	4/8	alternatives, qty. increases for convertible
	AAU5103A	SCREW, torx drive	4/8	
79	XKC327	LATCH, outer LH	1	alternatives
	XKC328	LATCH, outer RH	1	
80	XKC322	LATCH, inner LH	1	alternatives
	XKC323	LATCH, inner RH	1	
81	SF106301	SCREW, cross slot drive	8	alternatives
	BRC1488	SCREW, torx drive	8	
82	DZA943	CLIP, control rod pivot	12	
83	ZKC397	CONTROL ROD, external latch, LH	1	To VIN 402000
	ZKC398	CONTROL ROD, external latch, RH	1	
84	ZKC399	CONTROL ROD, external lock, LH	1	To VIN 402000
	ZKC400	CONTROL ROD, external lock, RH	1	
85	ZKC417	CONTROL ROD, internal lock, LH	1	To VIN 402000
	ZKC418	CONTROL ROD, internal lock, RH	1	
86	615888	KNOB, internal lock	2	From VIN 402001
90	YKC4507	CONTROL ROD, internal lock	2	
91	ZKC2728	KNOB, internal lock	2	From VIN 402001
92	SK104060	SCREW, knob retaining	2	
93	ZKC2724	ESCUTCHEON	2	To VIN 402000
94	AX606081	SCREW, escutcheon retaining	2	
100	XKC770	REMOTE CONTROL, latch	2	To VIN 402000
102	ZKC926PA	ESCUTCHEON, LH	1	
	ZKC927PA	ESCUTCHEON, RH	1	

103	XKC3858	REMOTE CONTROL, latch	2	From VIN 402001
104	BBP679	ESCUTCHEON	2	
105	GHF423	SCREW, remote control retaining	2	2 hold screws GHF423, and 2 are used as spacers
106	GHF1021	NUT (plastic)	4	
107	AD608054	SCREW, escutcheon retaining	2	

**Paints**

Triumph TR7's always used a three letter coding system for paint identification. The code can be found on the commission plate (models built up to 1979 inclusive) or the vehicle identification number 'VIN' plate (1980 onwards models). One or two of the colours listed here we are sure are only theoretical - although the factory listed (for example) champagne, none of us can ever remember seeing a TR7 in that colour. (We have probably laid ourselves open for a deluge of corrective mail now!) We would ask you to contact your local Moss branch to ascertain availability of aerosols or brush touch-up cans for your particular colour.

Colour		Code	Aerosol	Touch-up
Brown	Maple	AAC	CCBG73	
	Russet	AAE	CCBG205	CCBG205TU
Red	Carmine	CAA	CCRD209	CCRD209TU
	Pimento	CAB	CCRD72	CCRD72TU
	Flamenco	CAD	CCRD133	CCRD133TU
	Vermillion	CAE	CCRD118	CCRD118TU
	Monza	CMU	CCRD52	
Orange	Topaz	EAA	CCYL84	CCYL84TU
Yellow	Mimosa	FAA	CCYL64	CCYL64TU
	Inca	FAB	CCYL207	CCYL207TU
Green	Java	HAB	CCGN85	CCGN85TU
	British Racing (1975)	HAA	CCGN75	CCGN75TU
Blue	French	JAA	CCBU126	CCBU126TU
	Delft	JAB	CCBU136	CCBU136TU
	Tahiti	JAE	CCBU65	CCBU65TU
	Pageant	JAG	CCBU224	CCBU224TU
	Persian Aqua	JMW	CCBU39	
	Cavalry	JCJ	CCBU433	
	Zircon	JMJ	CCBU105	
White	Leyland	NAF	CCWT243	CCWT243TU
	Ermine	NME	CCWT18	CCWT18TU



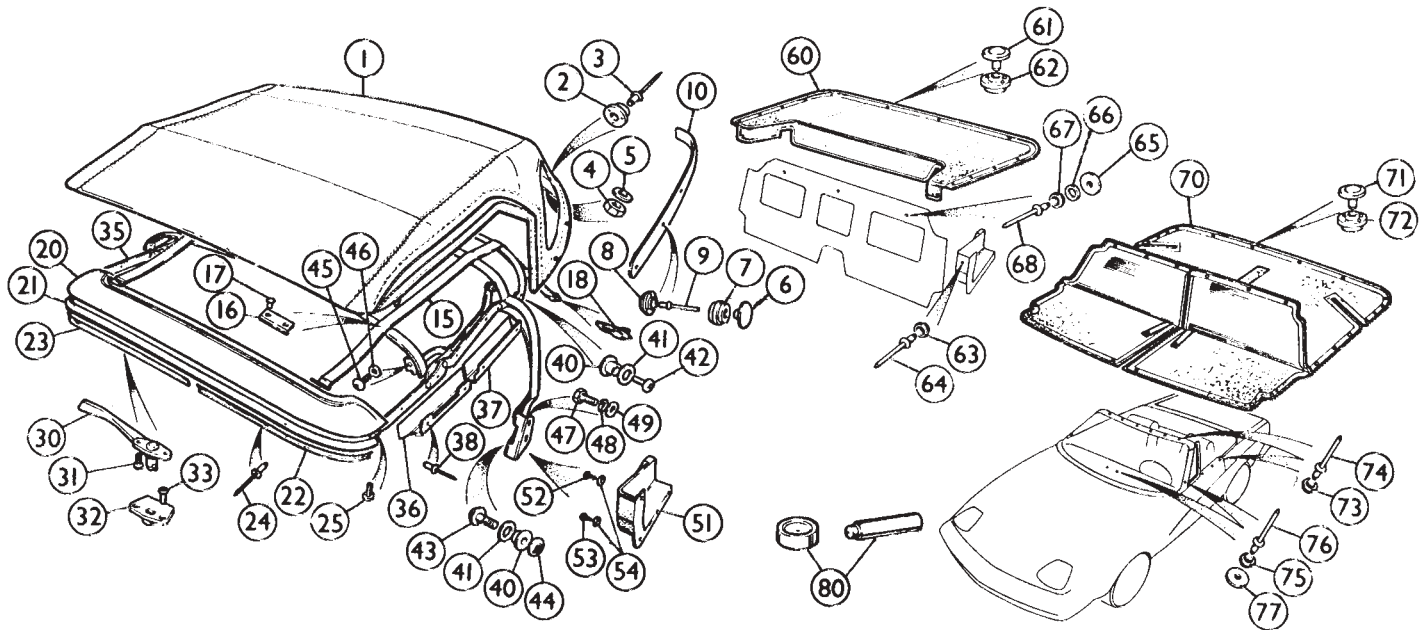
**Fascia**

Ill	Part Number	Description	Req.	Details
1	ZKC470	LATCH, for arm rest lid	1	
2	BD34716	STRIKER, on arm rest lid	1	
4	XKC591	STEERING COLUMN COWL, upper	1	RHD To VIN200000 LHD & RHD From VIN2000001
	XKC593	STEERING COLUMN COWL, upper	1	
5	XKC592	STEERING COLUMN COWL, lower	1	
	XKC594	STEERING COLUMN COWL, lower	1	LHD & RHD From VIN2000001
6	AFU1212	SCREW, retaining cowl halves	2	
8	XKC2419PA	CENTRE TOP GRILLE, black	1	
	XKC2419LG	CENTRE TOP GRILLE, grey	1	
9	YKC1115PA	DASH TOP PAD, LH, black	1	RHD
	YKC1116PA	DASH TOP PAD, RH, black	1	LHD
10	YKC3566PA	KNEE PAD, LH, black	1	
	XKC3611AM	KNEE PAD, LH, golden tan	1	
	XKC3611JJ	KNEE PAD, LH, blue	1	
	XKC3565PA	KNEE PAD, RH, black	1	
	XKC3612AM	KNEE PAD, RH, golden tan	1	
	XKC3612JJ	KNEE PAD, RH, blue	1	
12	YKC1859PA	CENTRE CONSOLE, black	1	heater cars
	YKC1882PA	CENTRE CONSOLE, black	1	air conditioned cars
14	YKC1610	TURN BUTTON, glove box lid	1	
15	ZKC478	STRIKER, for glove box turn button	1	
17	YKC441PA	CENTRE FACE LEVEL VENT	1	
18	YKC401PA	SIDE FACE LEVEL VENT	1	
20	WKC481PA	'A' POST COVER, LH, black	1	
	WKC481LG	'A' POST COVER, LH, grey	1	
	WKC491PA	'A' POST COVER, RH, black	1	
	WKC491LG	'A' POST COVER, RH, grey	1	

**Sun Visors**

22	XKC2701NC	PASSENGER VISOR, sebring white	1	RHD coupe
	XKC2704NC	DRIVER VISOR, sebring white	1	
	WKC4869JJ	PASSENGER VISOR, navy	1	
	WKC4864JJ	DRIVER VISOR, navy	1	LHD coupe
	WKC4869AM	PASSENGER VISOR, golden tan	1	
	WKC4864AM	DRIVER VISOR, golden tan	1	
	XKC2700NC	PASSENGER VISOR, sebring white	1	LHD coupe
	XKC2705NC	DRIVER VISOR, sebring white	1	
	WKC4870JJ	PASSENGER VISOR, navy	1	
	WKC4863JJ	DRIVER VISOR, navy	1	RHD convertible
	WKC4870AM	PASSENGER VISOR, golden tan	1	
	WKC4863AM	DRIVER VISOR, golden tan	1	
	XKC2701PA	PASSENGER VISOR, black	1	RHD convertible
	XKC2704PA	DRIVER VISOR, black	1	
	WKC4853JJ	PASSENGER VISOR, navy	1	
	WKC4844JJ	DRIVER VISOR, navy	1	LHD convertible
	WKC4853AM	PASSENGER VISOR, golden tan	1	
	WKC4844AM	DRIVER VISOR, golden tan	1	
	XKC2700PA	PASSENGER VISOR, black	1	LHD convertible
	XKC2705PA	DRIVER VISOR, black	1	
	WKC4854JJ	PASSENGER VISOR, navy	1	
	WKC4843JJ	DRIVER VISOR, navy	1	for sun visor
	WKC4854AM	PASSENGER VISOR, golden tan	1	
	WKC4843AM	DRIVER VISOR, golden tan	1	
25	624201	RETAINER BLOCK, off white	2	for sun visor
	ZKC447	RETAINER BLOCK, black	2	
30	YKC3393	INTERIOR REAR VIEW MIRROR	1	coupe
31	632091	MIRROR HEAD ONLY	1	
35	ZKC1432NC	TRIM RAIL, to roof seal, sebring white	1	
	ZKC1432PA	TRIM RAIL, to roof seal, black	1	
	ZKC1432JJ	TRIM RAIL, to roof seal, navy	1	
	ZKC1432AM	TRIM RAIL, to roof seal, golden tan	1	
36	YKC3610	EDGE FINISHER, windscreen	1	

Note: Please contact us to ascertain availability and price of other fascia components not listed in this section.



### Hoods & Tonneau

ill Part Number Description Req. Details

The material used to produce original Triumph hoods is no longer available. Our original style hoods are manufactured from the nearest possible equivalent triple layer material, which may be discerned from the Triumph item only by the most experienced eye. Our economy hood is made from a strong double layer material. All hoods are supplied without header rail, but with the integral rear retaining bar ready fitted with M5 metric studs for attachment to the body, plus the four plastic 'durable dot' studs below the rear window, which is of the 'zip-out' type.

1	WKC3668PA	HOOD, original style, black	1	Vinyl
	WKC3668JJ	HOOD, original style, navy blue	1	
	WKC3668AM	HOOD, original style, golden tan	1	
	WKC3668PAB	HOOD, economy material, black	1	
	TVH519	HOOD, original style, heavy duty, black	1	
	TDH004MH	HOOD, original style, black	1	Mohair
	TDH004	HOOD, original style, black	1	Double Duck

A superior black Mohair fabric hood is also available complete with all fittings. The material - chosen as original equipment by Jaguar & Lotus, comprises a spin dried outer skin woven from 'polyester' & 'polyacrylic' fibres, a middle layer of synthetic rubber and an abrasive resistant inner layer of cotton. Characteristics include resistance to creasing and colour loss. Stroll into your local Jaguar dealer and have a look!

WKC3668H	HOOD, Mohair fabric, black	1
----------	----------------------------	---

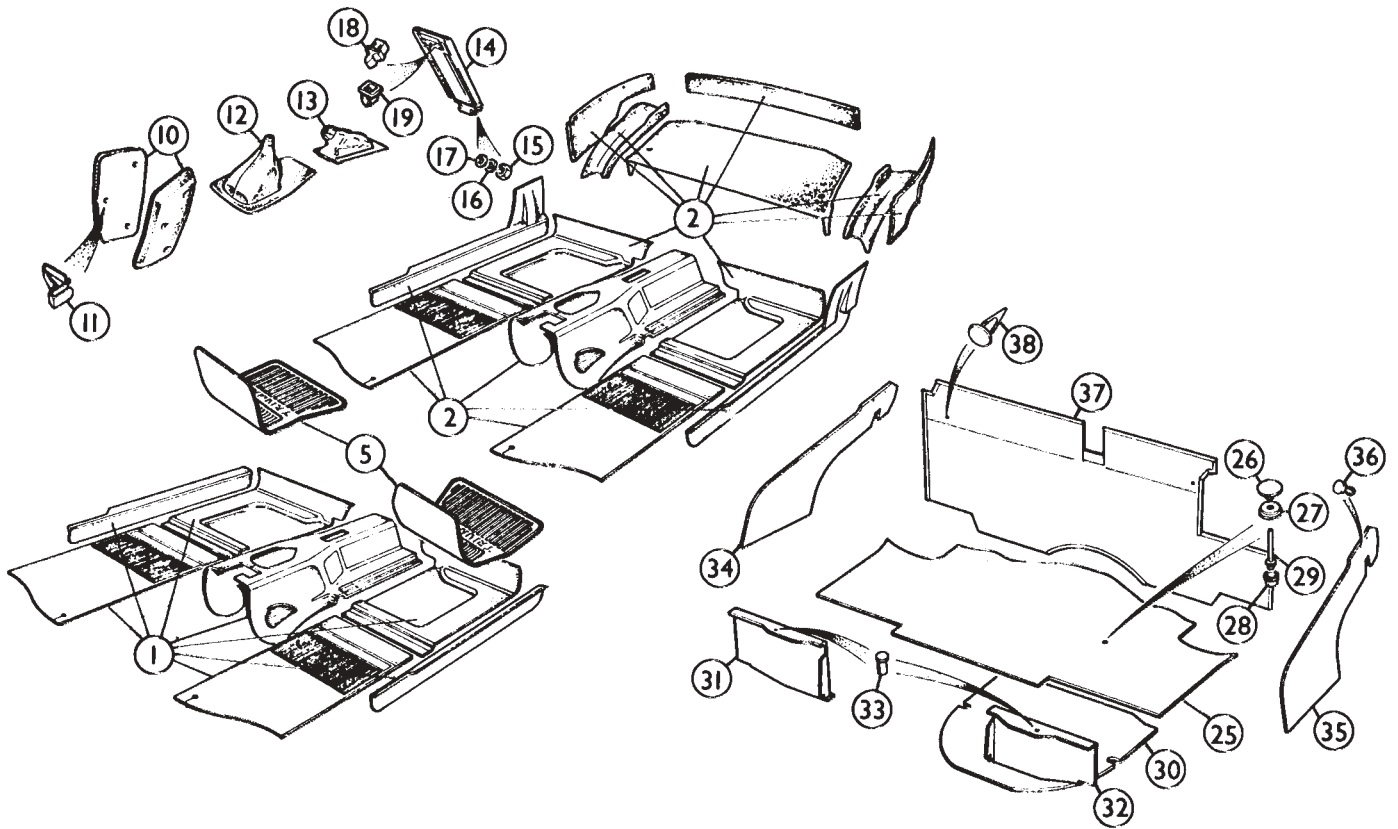
Lastly, we can offer a reproduction 'Double Duck' hood in black only. Manufactured with a 'zip-out' rear window, this hood is not supplied with a rear retaining bar.

TT7562	HOOD, Double Duck, black	1		
2	713511	BLACK PLASTIC STUD, 'durable dot'	4	hood to body
3	713531	RIVET	4	
4	NY105041	NUT, nyloc, rear retaining bar to body	7	Rear quarter of hood to body
5	GHF300	WASHER, plain	7	
6	ZKC751	BLACK BUTTON, 'durable dot'	8	
7	713501	PLASTIC SOCKET, 'durable dot'	8	
8	713511	BLACK PLASTIC STUD, 'durable dot'	8	
9	RA608255	RIVET	8	
10	XKC2860	REAR 1/4 COCKPIT FINISHER, LH	1	
	XKC2861	REAR 1/4 COCKPIT FINISHER, RH	1	
15	531970	WEBBING	2	
16	602030	RETAINER, webbing	8	
17	RU608123	RIVET	16	
18	YKC3301	ATTACHMENT BRACKET, webbing	2	
20	XKC2877	HEADER RAIL	1	
21	ZKC3099	SEAL, header rail	1	
22	YKC3341	RETAINER, header rail seal, LH	1	
23	YKC3342	RETAINER, header rail seal, RH	1	
24	RA608236	RIVET	10	
25	SH106161	SCREW, header rail to hood frame	2	

30	622248	HOOD LATCH AND HANDLE, RH	1	
	622247	HOOD LATCH AND HANDLE, LH	1	
31	SF105123	SCREW	4	
32	YKC4196	CATCH PLATE, RH	1	
	YKC4195	CATCH PLATE, LH	1	
33	AAU8826	SCREW	4	
35	WKC3667	HOOD FRAME ASSEMBLY	1	
36	WKC3643	COVER, hood linkage, front, LH	1	
	WKC3644	COVER, hood linkage, front, RH	1	
37	WKC3645	COVER, hood linkage, rear, LH	1	
	WKC3646	COVER, hood linkage, rear, RH	1	
38	GHF1083	RIVET, plastic	4	
40	624580	BUSH & SPACER, nylon	16	
41	624583	WASHER, nylon	16	
42	AAU8093	SCREW, main bow to side link	2	
43	624569	SCREW, linkage assembly	14	
44	AFU1197	NUT	14	
45	SH105161	SCREW, front bow to side link	2	
46	GHF300	WASHER, plain	2	
47	GL108254	SCREW, hood frame to body	4	
48	GHF382	WASHER, locking	4	
49	WA108054	WASHER, plain	4	
51	WKC3295	HOOD PIVOT COVER, LH	1	
	WKC3296	HOOD PIVOT COVER, RH	1	
52	ZKC1632	SCREW, pivot cover attachment	2	upper
53	AB108054	SCREW, pivot cover attachment	6	lower
54	WA105004	WASHER, plain	8	
60	WKC3935PA	HOOD COVER, black	1	
	WKC5301JJ	HOOD COVER, navy blue	1	
	WKC5301AM	HOOD COVER, golden tan	1	
61	ZKC751	BLACK BUTTON, 'durable dot'	17	
62	713501	PLASTIC SOCKET, 'durable dot'	17	
63	713511	BLACK PLASTIC STUD, 'durable dot'	2	on hood
64	RU608123	RIVET	2	pivot cover
65	ZKC3825	WASHER, support	3	on rear bulkhead trim panel
66	509563	WASHER, spacing	3	
67	713511	BLACK PLASTIC STUD, 'durable dot'	3	
68	RU608313	RIVET	3	
70	GAC650	TONNEAU, black	1	
71	ZKC751	BLACK BUTTON, 'durable dot'	28	
72	713501	PLASTIC SOCKET, 'durable dot'	28	
73	713511	BLACK PLASTIC STUD, 'durable dot'	12	3 on each door top;
74	RU608123	RIVET	12	6 on screen top rail
75	713511	BLACK PLASTIC STUD, 'durable dot'	4	1 at base of each
76	RU608123	RIVET	4	windscreen pillar,
77	ZKC3825	WASHER, support	4	2 on top centre panel of fascia

To make a tidy professional job of replacing either metal or plastic sockets in your hood, you will require the following tool.

80	GAC5060X	DURABLE DOT TOOL	1	2 piece
----	----------	------------------	---	---------



**Carpet Set**

Part Number	Description	Req.	Details
-------------	-------------	------	---------

Carpet sets are available in 2 different types; the first trims the main floor area, and the second trims only the cockpit area.

**Main Floor Carpet Sets**

The main floor carpet kits have seven pieces, and can be supplied in a choice of colours. The sill carpets are of the convertible style, so they need to be trimmed down for coupe models. The carpets are cut in such a way that they permit the use of either the original or our replacement sound deadening pads underneath. Because we have included foot pads on both sides of the tunnel carpet, the sets are suitable for both RH & LH drive vehicles.

1	CSA6711	CARPET SET, black	1	convertible style: modify sill pieces for coupe
	CSA6712	CARPET SET, tartan red	1	
	CSA6713	CARPET SET, chestnut	1	
	CSA6715	CARPET SET, emerald	1	
	CSA6716	CARPET SET, navy	1	

**Rear Cockpit Carpet Sets**

The rear cockpit carpet sets (convertibles only) consist of six pieces; the rear shelf Carpet & the 3 vertical pieces (that line the edge of the cockpit area) are backed with board as original.

2	CSA6841	CARPET SET, black	1	convertible only
	CSA6813	CARPET SET, chestnut	1	
	CSA6816	CARPET SET, navy	1	

**Underfelt Kit**

For both coupe & convertible models we supply a carpet underfelt kit that replaces the original factory sound deadening. If your original material is missing (or beyond redemption), you really should fit new underfelt before fitting your new carpets. New underfelt allows the carpets to fit as intended & reduces carpet wear.

Note: All our carpet sets are tailored to fit with underfelt.

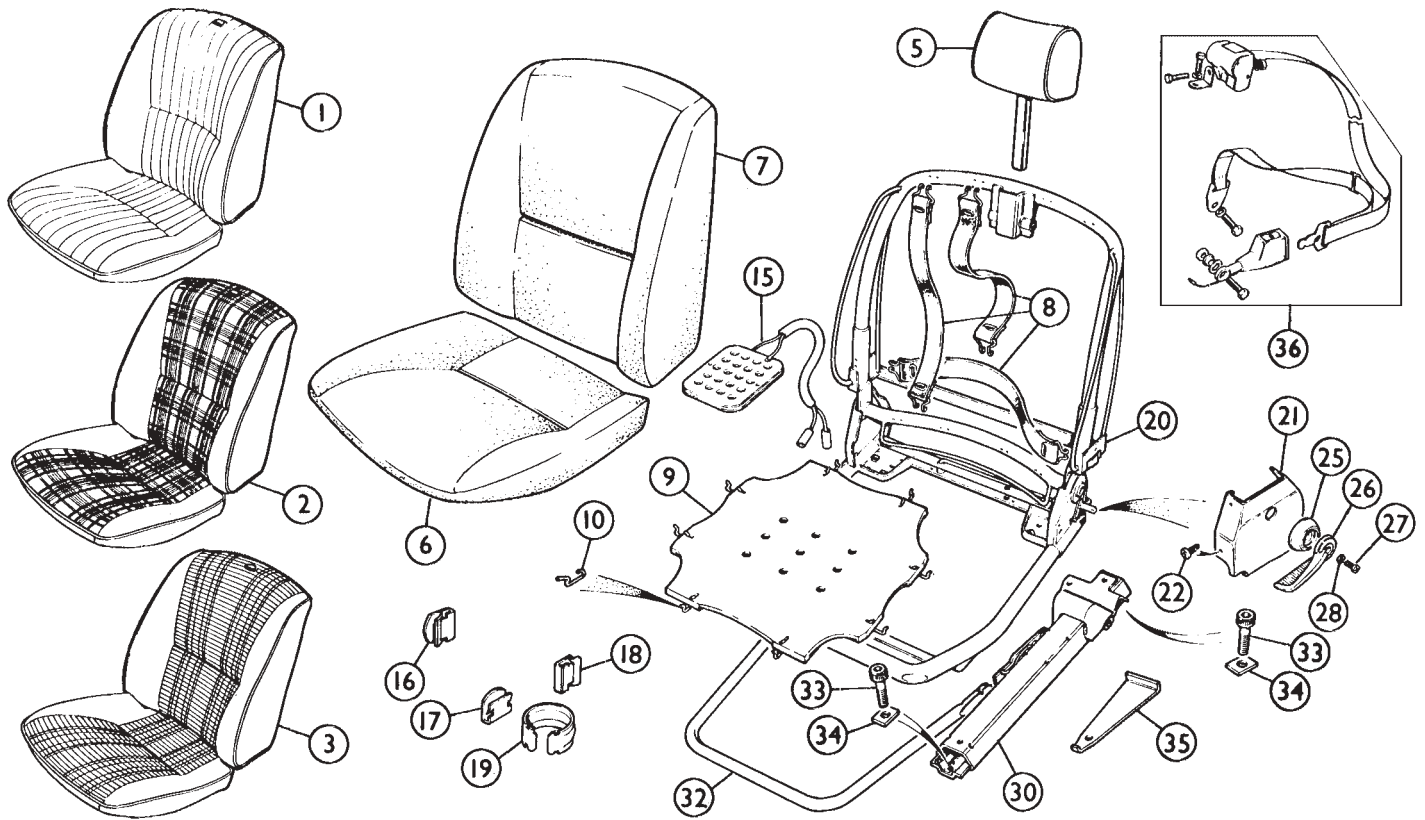
4	CSA6750	UNDERFELT KIT	1	coupe & convertible
5	AM6818-2	RUBBER FOOTWELL MATS, pair with 'Triumph TR7' motif	1	superior 'Amco' moulded type
	MAT9	COARSE HAIR FOOTWELL MATS, pair with 'Laurel Wreath' logo	1	

**Gearbox Tunnel Trim**

10	TKP6911	KNEE PADS, pair, black	1	
	TKP6913	KNEE PADS, pair, golden tan	1	
	TKP6916	KNEE PADS, pair, navy	1	
11	GHF1231	CLIP, knee pad attaching	6	
12	YKC1690PA	GEAR LEVER GAITER, black	1	4 speed
	YKC3178PA	GEAR LEVER GAITER, black	1	
	XKC3668JJ	GEAR LEVER GAITER, navy	1	
	XKC3668AM	GEAR LEVER GAITER, golden tan	1	
13	YKC3166PA	HANDBRAKE GAITER, black	1	5 speed only
	XKC3696JJ	HANDBRAKE GAITER, navy	1	
	XKC3696AM	HANDBRAKE GAITER, golden tan	1	
14	XKC1221PA	CENTRE ARM REST, black	1	
	XKC1221JJ	CENTRE ARM REST, navy	1	
	XKC1221AM	CENTRE ARM REST, golden tan	1	
15	GHF211	NUT	2	
16	WL104001	WASHER, locking	2	
17	GHF306	WASHER, plain	2	
18	BD34716	STRIKER	1	
19	ZKC470	LATCH	1	

**Boot Trim**

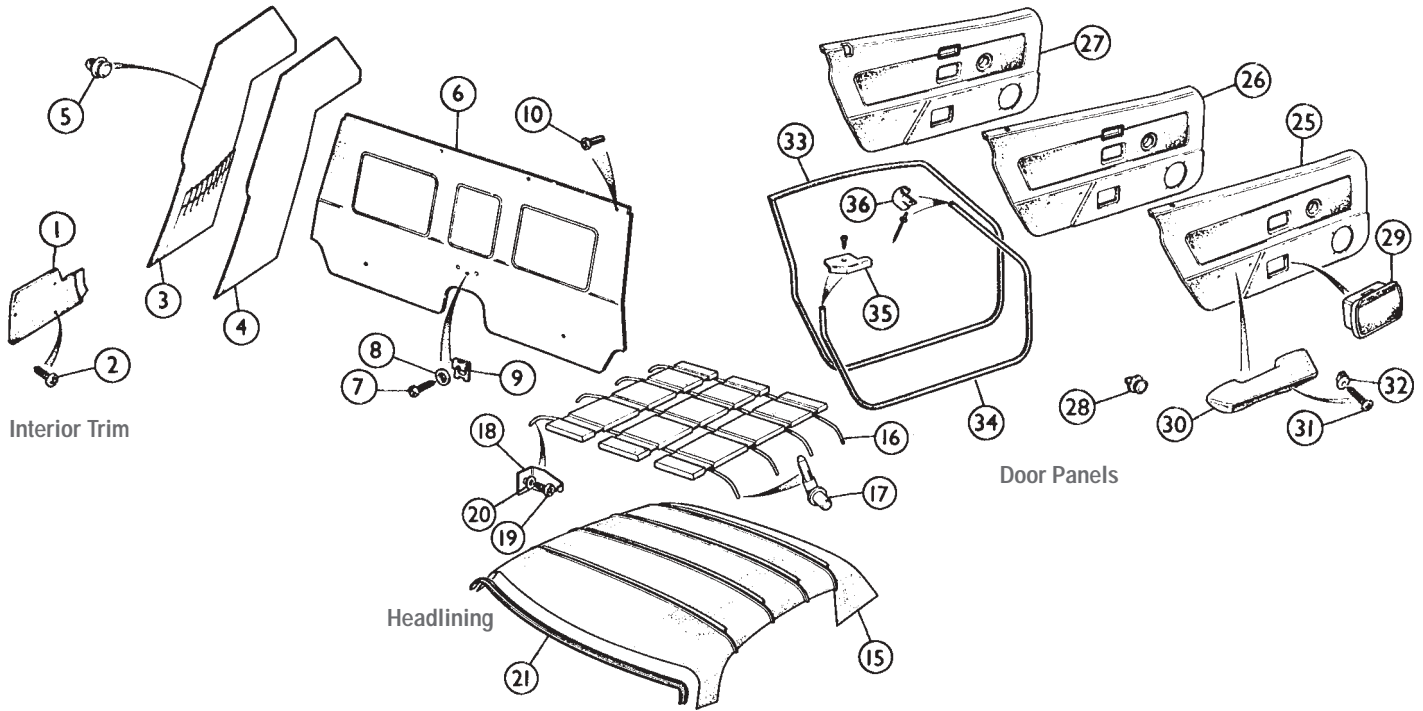
25	XKC1567PA	FLOOR MAT, boot	1	
26	569254	BUTTON, durable dot	2	
27	7H9866	SOCKET, durable dot	2	
28	611845	STUD, boot floor	2	
29	563769	RIVET, stud	2	
30	XKC1558	SPARE WHEEL COVER	1	
31	XKC2647	LAMP COVER, LH	1	
32	XKC2648	LAMP COVER, RH	1	
33	ZKC1275A	SCREW, lamp cover	2	
34	ZKC2531	BOOT SIDE LINER, LH	1	coupe
35	ZKC2533	BOOT SIDE LINER, RH	1	
	YKC3655	BOOT SIDE LINER, LH	1	convertible
	YKC3657	BOOT SIDE LINER, RH	1	
36	BHA5067	FASTENER, liner	6	
37	XKC3736PA	BOOT FRONT LINER	1	coupe
	XKC3422PA	BOOT FRONT LINER	1	convertible
38	RG6770	CLIP, liner	a/r	



**Seats**

ill	Part Number	Description	Req.	Details
1	SCA6711	SEAT COVERS, black, corded nylon	1pr	
	SCA6714	SEAT COVERS, beige, corded nylon	1pr	
2	SCA6722	SEAT COVERS, black, vinyl with (Red check cloth inserts).	1pr	
	SCA6723	SEAT COVERS, golden tan, vinyl with (Golden tan check cloth inserts).	1pr	
	SCA6725	SEAT COVERS, black vinyl, with (Green check cloth inserts).	1pr	
	SCA6726	SEAT COVERS, navy, vinyl with (Navy check cloth inserts).	1pr	
3	SCA6733	SEAT COVERS, golden tan, pleated nylon	1pr	
	SCA6736	SEAT COVERS, navy, pleated nylon	1pr	
5	YKC3169PA	HEAD RESTRAINT, black vinyl	2	
	YKC581AA	HEAD RESTRAINT, beige vinyl	2	
	XKC3898JJ	HEAD RESTRAINT, navy vinyl	2	
	XKC3898AM	HEAD RESTRAINT, golden tan vinyl	2	
6	WKC3449X	CUSHION FOAM	2	
7	WKC4648	SQUAB FOAM	2	
8	GAC6122X	WEBBING KIT	2	inc. hardware for one seat
9	XKC320	SEAT DIAPHRAGM	2	
10	612261	HOOK, diaphragm	16	
15	158534	SENSOR, seat belt warning	2	

16	GHF1500	CLIP, cushion cover to frame	42	
17	AHH9303	CLIP, squab cover to frame	10	
18	GHF1500	CLIP, squab cover to frame	14	
19	BHA4339	CLIP, covers to frame	10	
20	WKC351	SEAT FRAME ASSEMBLY, LH	1	
	WKC350	SEAT FRAME ASSEMBLY, RH	1	
21	GAC6123X	SIDE COVERS, seat pair, black	1	} LH seat
	GAC6125X	SIDE COVERS, seat pair, beige	1	
	GAC6127X	SIDE COVERS, seat pair, navy	1	
	GAC6129X	SIDE COVERS, seat pair, golden tan	1	
	GAC6124X	SIDE COVERS, seat pair, black	1	} RH seat
	GAC6126X	SIDE COVERS, seat pair, beige	1	
	GAC6128X	SIDE COVERS, seat pair, navy	1	
	GAC6130X	SIDE COVERS, seat pair, golden tan	1	
22	YZ3103	SCREW, side cover to frame	12	
25	YKC211PA	ESCUTCHEON, handle	2	
26	717105	HANDLE, reclining	2	
27	PMP308	SCREW, handle	2	
28	WL700101	WASHER, locking	2	
30	XKC217	SEAT RUNNER ASSEMBLY, LH	2	
	XKC218	SEAT RUNNER ASSEMBLY, RH	2	
32	ZKC141	HANDLE, runner releasing	2	
33	SS108351	SCREW, runner to floor	8	
34	ZKC221	WASHER, square	8	
35	ZKC1620	RESTRAINT, runner	2	
36	XKC3517	SEAT BELT KIT	2	



**Interior Trim**

Ill	Part Number	Description	Req.	Details	
1	TKP6851	LOWER 'A' POST LINERS, black	1pr	RHD	
	TKP6853	LOWER 'A' POST LINERS, golden tan	1pr		
	TKP6854	LOWER 'A' POST LINERS, beige	1pr		
	TKP6856	LOWER 'A' POST LINERS, navy	1pr		
	TKP6861	LOWER 'A' POST LINERS, black	1pr		
	TKP6863	LOWER 'A' POST LINERS, golden tan	1pr		
	TKP6864	LOWER 'A' POST LINERS, beige	1pr	LHD	
	TKP6866	LOWER 'A' POST LINERS, navy	1pr		
2	575937	SCREW, 'A' post liner attaching	6		coupe To ACG15316
3	TKP6811	'B' POST LINERS, black, with pockets	1pr		
	TKP6814	'B' POST LINERS, beige, with pockets	1pr		
4	TKP6821	'B' POST LINERS, black, no pockets	1		
	TKP6823	'B' POST LINERS, golden tan, no pockets	1		
	TKP6824	'B' POST LINERS, beige, no pockets	1		
	TKP6826	'B' POST LINERS, navy, no pockets	1	coupe From ACG15317	
5	CZH884	CLIP, 'B' post liner attaching	6		
6	WKC3922PA	REAR COCKPIT LINER, black	1		coupe
	XKC781AA	REAR COCKPIT LINER, beige	1		
	XKC3588JJ	REAR COCKPIT LINER, navy	1		
	XKC3588AM	REAR COCKPIT LINER, golden tan	1		
	WKC3297PA	REAR COCKPIT LINER, black	1	convertible	
	WKC3297AA	REAR COCKPIT LINER, beige	1		
	WKC4624JJ	REAR COCKPIT LINER, navy	1		
	WKC4624AM	REAR COCKPIT LINER, golden tan	1		
7	AD608074	SCREW, black, liner attaching	5		
8	ZKC1607	WASHER, cupped	7		
9	FU25648	SPIRE CLIP	5		
10	ZKC1613	SCREW, top outer corners of liner	2		

**Headlining**

15	ZKC3684NC	HEADLINING, sebring white	1	coupe
16	YKC917	LISTING RAIL	4	
17	ZKC457	CAP, listing rail	8	
18	ZKC862	SUPPORT, listing rail	2	
19	GHF426	SCREW, support	2	
20	WC702101	WASHER, plain	2	
21	ZKC1432NC	TRIM RAIL SEAL	1	

**Door Panels**

25	TKP6711	DOOR LINERS, black	1pr	Early style. No door lamp hole
	TKP6714	DOOR LINERS, beige	1pr	
	TKP6722	DOOR LINERS, black, with red check insert	1pr	
	TKP6725	DOOR LINERS, black with green check insert, pair	1pr	

26	TKP6731	DOOR LINERS, black	1pr	Intermediate style. With lamp hole and aperture round lock knob
	TKP6733	DOOR LINERS, golden tan	1pr	
	TKP6734	DOOR LINERS, beige	1pr	
	TKP6736	DOOR LINERS, navy	1pr	
	TKP6742	DOOR LINERS, black with red check insert, pair	1pr	
	TKP6743	DOOR LINERS, golden tan with golden tan check insert	1pr	
	TKP6745	DOOR LINERS, black with green check insert	1pr	Late style. With lamp hole and aperture for rectangular lock knob
	TKP6746	DOOR LINERS, navy with navy check insert	1pr	
27	TKP6751	DOOR LINERS, black	1pr	
	TKP6753	DOOR LINERS, golden tan	1pr	
	TKP6756	DOOR LINERS, navy	1pr	
	TKP6763	DOOR LINERS, golden tan with golden tan check insert	1pr	
	TKP6766	DOOR LINERS, navy with navy check insert	1pr	coupe convertible
28	GHF1222	CLIP, door liner attaching	18	
29	YKC970	ASH TRAY	2	
30	XKC1231PA	DOOR PULL, black, LH	1	
	XKC1232PA	DOOR PULL, black, RH	1	
	XKC1231AA	DOOR PULL, beige, LH	1	
	XKC1232AA	DOOR PULL, beige, RH	1	
	XKC1231JJ	DOOR PULL, navy, LH	1	
	XKC1232JJ	DOOR PULL, navy, RH	1	
	XKC1231AM	DOOR PULL, golden tan, LH	1	
	XKC1232AM	DOOR PULL, golden tan, RH	1	
31	AB614101	SCREW, door pull	4	convertible
32	GHF1027	NUT, 'locknut'	4	
33	WKC3827PA	DOOR SEAL	2	
34	WKC4101	DOOR SEAL, LH	1	
	WKC4102	DOOR SEAL, RH	1	
35	YKC3330	CAPPING, door seal on 'B' post, LH	1	
	YKC3331	CAPPING, door seal on 'B' post, RH	1	
36	YKC3376	CAPPING, door seal, LH top of screen pillar	1	convertible
	YKC3377	CAPPING, door seal, RH top of screen pillar	1	

**Identifying Your Trim Colour**

The trim colour of your car is identified by a three letter code on the commission/VIN plate. OK, if you've got black, navy or one of the contrasting check materials then you should be able to sort it.

However, Golden Tan (a colour used after 1979) and beige (a colour used between 1975 and 1980) are a little more difficult if you haven't a sample to go by. The solution is easy, on your commission/VIN plate, 'AAA' is beige, 'AAM' is golden tan (and for the record, 'RAG' is golden tan with check inserts).

### Hardware & Fixings

Following is a listing of the common fasteners used on Triumph cars. These fasteners are for general use and are not intended to replace those listed for specific applications elsewhere in this catalogue. To aid identification by terminology, a screw is threaded for its full length, a bolt is only part threaded with a plain unthreaded shank area between the head and the thread. The part number two letter prefix of SH means that the item is a screw with a Hexagon head. The prefix BH means a bolt with a Hexagon head. On TR7's, imperial (UNF & UNC) hardware is usually found on the engine. The drive train and body use metric hardware almost exclusively.

#### Bolts and Set Screws (Imperial)

##### 3/16" UNF

##### Hexagon Headed 3/8" A.F. Spanner Size

Bolt	Length	Set Screw
	3/8"	HU503
	1/2"	HU504
	5/8"	HU505
	3/4"	HU506
	7/8"	HU507
	1"	HU508

##### 1/4" UNF

##### Hexagon Headed 7/16" A.F. Spanner Size

Bolt	Length	Set Screw
	3/8"	SH604031
	1/2"	SH604041
	5/8"	SH604051
	3/4"	SH604061
	7/8"	SH604071

BH604081	1"	SH604081
BH604091	1 1/8"	SH604091
BH604101	1 1/4"	SH604101
BH604111	1 3/8"	SH604111
BH604121	1 1/2"	SH604121
BH604141	1 3/4"	SH604141
BH604161	2"	SH604161
BH604181	2 1/4"	
BH604201	2 1/2"	
BH604241	3"	

##### 5/16" UNF

##### Hexagon Headed 1/2" A.F. Spanner Size

Bolt	Length	Set Screw
	3/8"	SH605031
	1/2"	SH605041
	5/8"	SH605051
	3/4"	SH605061
	7/8"	SH605071
	1"	SH605081

BH605091	1 1/8"	SH605091
BH605101	1 1/4"	SH605101
BH605111	1 3/8"	SH605111
BH605121	1 1/2"	SH605121
BH605141	1 3/4"	SH605141
BH605151	1 7/8"	SH605151
BH605161	2"	SH605161
BH605181	2 1/4"	SH605181
BH605201	2 1/2"	SH605201
BH605221	2 3/4"	SH605221
BH605241	3"	SH605241

##### 3/8" UNF

##### Hexagon Headed 9/16" A.F. Spanner Size

Bolt	Length	Set Screw
	3/8"	SH606031
	1/2"	SH606041
	5/8"	SH606051
	3/4"	SH606061
	7/8"	SH606071
	1"	SH606081

BH606081	1"	SH606081
BH606091	1 1/8"	SH606091
BH606101	1 1/4"	SH606101
BH606111	1 3/8"	SH606111
BH606121	1 1/2"	SH606121
BH606141	1 3/4"	SH606141
BH606161	2"	SH606161
BH606181	2 1/4"	SH606181
BH606201	2 1/2"	SH606201
BH606221	2 3/4"	
BH606241	3"	
BH606281	3 1/2"	
BH606321	4"	

##### 7/16" UNF

##### Hexagon Headed 5/8" A.F. Spanner Size

Bolt	Length	Set Screw
	5/8"	SH607051
	3/4"	SH607061

	7/8"	SH607071
	1"	SH607081
	1 1/8"	SH607091
	1 1/4"	SH607101
	1 3/8"	SH607111
BH607121	1 1/2"	SH607121
BH607141	1 3/4"	SH607141
BH607161	2"	SH607161
BH607181	2 1/4"	SH607181
BH607201	2 1/2"	
BH607241	3"	

##### 1/2" UNF

##### Hexagon Headed 3/4" A.F. Spanner Size

Bolt	Length	Set Screw
	1/2"	SH608041
	5/8"	SH608051
	1"	SH608081
	1 1/2"	SH608121
	1 3/4"	SH608141

BH608141	1 3/4"	SH608141
BH608161	2"	
BH608181	2 1/4"	
BH608201	2 1/2"	SH608201
BH608241	3"	

##### 1/4" UNC

##### Hexagon Headed 7/16" A.F. Spanner Size

Bolt	Length	Set Screw
	3/8"	SH504031
	1/2"	SH504041
	5/8"	SH504051
	3/4"	SH504061
	7/8"	SH504071
	1"	SH504081

BH504091	1 1/8"	SH504091
	1 1/4"	SH504101
BH504111	1 3/8"	SH504111
BH504121	1 1/2"	SH504121
BH504141	1 3/4"	SH504141
BH504161	2"	
BH504181	2 1/4"	SH504181
BH504201	2 1/2"	

##### 5/16" UNC

##### Hexagon Headed 1/2" A.F. Spanner Size

Bolt	Length	Set Screw
	3/8"	SH505031
	1/2"	SH505041
	5/8"	SH505051
	3/4"	SH505061
	7/8"	SH505071
	1"	SH505081
	1 1/8"	SH505091

BH505101	1 1/4"	SH505101
BH505111	1 3/8"	SH505111
BH505121	1 1/2"	SH505121
BH505141	1 3/4"	SH505141
BH505161	2"	
BH505181	2 1/4"	
BH505201	2 1/2"	SH505201
BH505241	3"	

##### 3/8" UNC

##### Hexagon Headed 9/16" A.F. Spanner Size

Bolt	Length	Set Screw
	1/2"	SH506041
	3/4"	SH506061
	7/8"	SH506071
	1"	SH506081
	1 1/8"	SH506091
	1 1/4"	SH506101

BH506111	1 3/8"	SH506111
BH506121	1 1/2"	SH506121
BH506141	1 3/4"	
BH506161	2"	SH506161
BH506181	2 1/4"	
BH506201	2 1/2"	
BH506241	3"	SH506241

#### Bolts and Set Screws (Metric)

##### 4mm (M4)

##### Hexagon Headed 7mm Spanner Size

Bolt	Length	Set Screw
	10mm	SH104101

##### 5mm (M5)

##### Hexagon Headed 8mm Spanner Size

Bolt	Length	Set Screw
	12mm	SH105121
	13mm	
	14mm	SH105141
	15mm	
	16mm	SH105161
	25mm	SH105251

##### 6mm (M6)

##### Hexagon Headed 10mm Spanner Size

Bolt	Length	Set Screw
	4mm	SH106041
	12mm	SH106121
	14mm	SH106141
	16mm	SH106161
	18mm	SH106181
	20mm	SH106201
BH106051	25mm	SH106251
BH106061	30mm	SH106301
GHF132	40mm	

##### 8mm (M8)

##### Hexagon Headed 13mm Spanner Size

Bolt	Length	Set Screw
	12mm	SH108121
	14mm	SH108141
	16mm	SH108161
	18mm	SH108181
	20mm	SH108201
	25mm	GHF133

BH108061	30mm	
BH108071	35mm	SH108351
GHF134	40mm	SH108401
	45mm	SH108451
	50mm	

BH108101		
BH108111	55mm	
BH108141	70mm	
BH108161	80mm	SH108701

##### 10mm (M10)

##### Hexagon Headed 17mm Spanner Size

Bolt	Length	Set Screw
	16mm	SH110161
	20mm	SH110201
	28mm	SH110281
	30mm	SH110301

BH110091	45mm	
BH110111	55mm	
BH110121	60mm	
BH110141	70mm	
BH110151	75mm	
BH110171	85mm	
BH110261	130mm	

##### 12mm (M12)

##### Hexagon Headed 19mm Spanner Size

Bolt	Length	Set Screw
	30mm	SH112301
	40mm	SH112401

BH112091	45mm	
BH112101	50mm	
BH112111	55mm	
BH112131	65mm	
BH112151	75mm	
BH112181	90mm	
BH112201	100mm	
BH112281	140mm	
BH112401	200mm	

#### Metric Screws (Cross Slot)

Length	4mm dia	5mm dia	6mm dia
--------	---------	---------	---------

10mm	SE104101		
12mm		SE105121	
14mm	SE104141	SE105141	
16mm		SE105161	
20mm	SE104201	SE105201	SE106201
30mm			SE105301
60mm	SE104601		

#### Nuts

##### Plain -Imperial

Full Nut	Thread	Spanner Size	Half Nut
	No. 6 UNF	5/16"	
HN2003	3/16" UNF	3/8"	
HN2005	3/16" UNF	5/16"	
GHF206	1/4" UNF	7/16"	NJ2107
HN2007	5/16" UNF	1/2"	JN2108
HN2009	3/8" UNF	9/16"	JN2109
HN2010	7/16" UNF	5/8"	JN2110
HN2011	1/2" UNF	3/4"	JN2111
HN2012	9/16" UNF	7/8"	JN2112
HN2013	5/8" UNF	15/16"	JN2113
HN2057	1/4" UNC	7/16"	JN2157
HN2058	5/16" UNC	1/2"	JN2158
HN2059	3/8" UNC	9/16"	JN2159

##### Plain - Metric

Full Nut	Thread	Spanner Size	Half Nut
NH103041	3mm	6mm	
GHF211	4mm	7mm	
NH105041	5mm	8mm	

##### Plain - Metric (Continued)

Full Nut	Thread	Spanner Size	Half Nut
GHF212	6mm	10mm	NT106041
GHF213	8mm	13mm	NT108041
GHF214	10mm	17mm	NT110041
GHF215	12mm	19mm	NT112041

##### Nyloc Self Locking - Imperial

Full Nut	Thread	Spanner Size	Half Nut
YN2905	3/16" UNF	5/16"	
YN2907	1/4" UNF	7/16"	GHF271
YN2908	5/16" UNF	1/2"	TN3208
YN2909	3/8" UNF	9/16"	TN3209
YN2910	7/16" UNF		